

Environmental, Social and Governance

ANNUAL SUSTAINABILITY
REPORT

2022

kallpa 



index

PAGE

Letter from the
Chief Executive
Officer

> 3

6

< 1.
Governance

2.
Safety
Performance

> 12

14

< 3.
Environmental
Stewardship

4.
Social
Responsibility
and Community
Engagement

> 16

24

< 5.
Labor
Practices

6.
Operational
Excellence

> 27

30

< Appendix
Annual
Sustainability
Report

Letter from

the Chief Executive Officer



We are excited and honored to offer our first Sustainability Report on the Environment, Social and Governance, focusing on the sustainability performance of our operations in Peru*.

As every year, this 2022 came with new challenges and opportunities, which we have been able to take advantage of as a team to continue generating value for ourselves, our families, our companies, our environment and our country.

Change is constant, so we generate value in a sustainable manner through teamwork, meeting the established goals and defining new objectives, promoting the participatory development of communities, identifying global trends in the sector, and in environmental, social and compliance management.

In 2022, we continued to strengthen the integration of our environmental, social and corporate governance (ESG) practices, using the SASB (Sustainability Accounting Standards Board) sustainability framework as a reference standard, establishing long-term goals using Science-Based Targets (SBTi) for the reduction of greenhouse gases, analyzing the potential impacts of our business as a result of climate change.

A great example of this integration is the start-up of the Combined Cycle project at Las Flores Thermolectric Power Plant, which became one of the most efficient in

Latin America with a 33% reduction in carbon intensity. We continue implementing several social and community engagement programs that represented an investment of more than US\$3.3 million, benefiting approximately 268 thousand people in the areas of influence of our operations, recognizing that a good relationship with our neighboring communities is a vital pillar for the sustainability of our operations.

We continue our journey to position ourselves as a reference company in Peru in terms of social and community engagement; our programs "Sustainable rice crops in the area of direct influence of Carhuaquero Hydroelectric Power Plant" and "Water Management in the Andes of Huancavelica and Áncash, Cerro del Águila and Cañón del Pato Hydroelectric Power Plants" were recognized with the 2022 Sustainable Development of the National Mining, Oil and Energy Society and the 2022 ProActive awards.

We saw the birth of our company Kondu, an initiative that offers efficient electricity supply and modern solutions and aspires to supply energy to the small and medium-sized companies that aim to reduce costs while maintaining their competitiveness and growth.

*Kallpa Generación S.A, Orazul Energy Perú S.A., Aguaytia Energy del Perú S.R.L, Termoselva, Samay I S.A and Kondu S.A.C.; referred to as Kallpa in this document.

2022 has been, once again, an excellent year for our company. Our employees has proven to be up to the challenges, it is an honor to work with this team, which stand out for their professionalism and constant commitment.

In 2023 we will continue working, maintaining our commitment to excellence in operations, growth,

human resources, the environment, social responsibility and corporate governance, as well as in occupational health, safety and compliance.

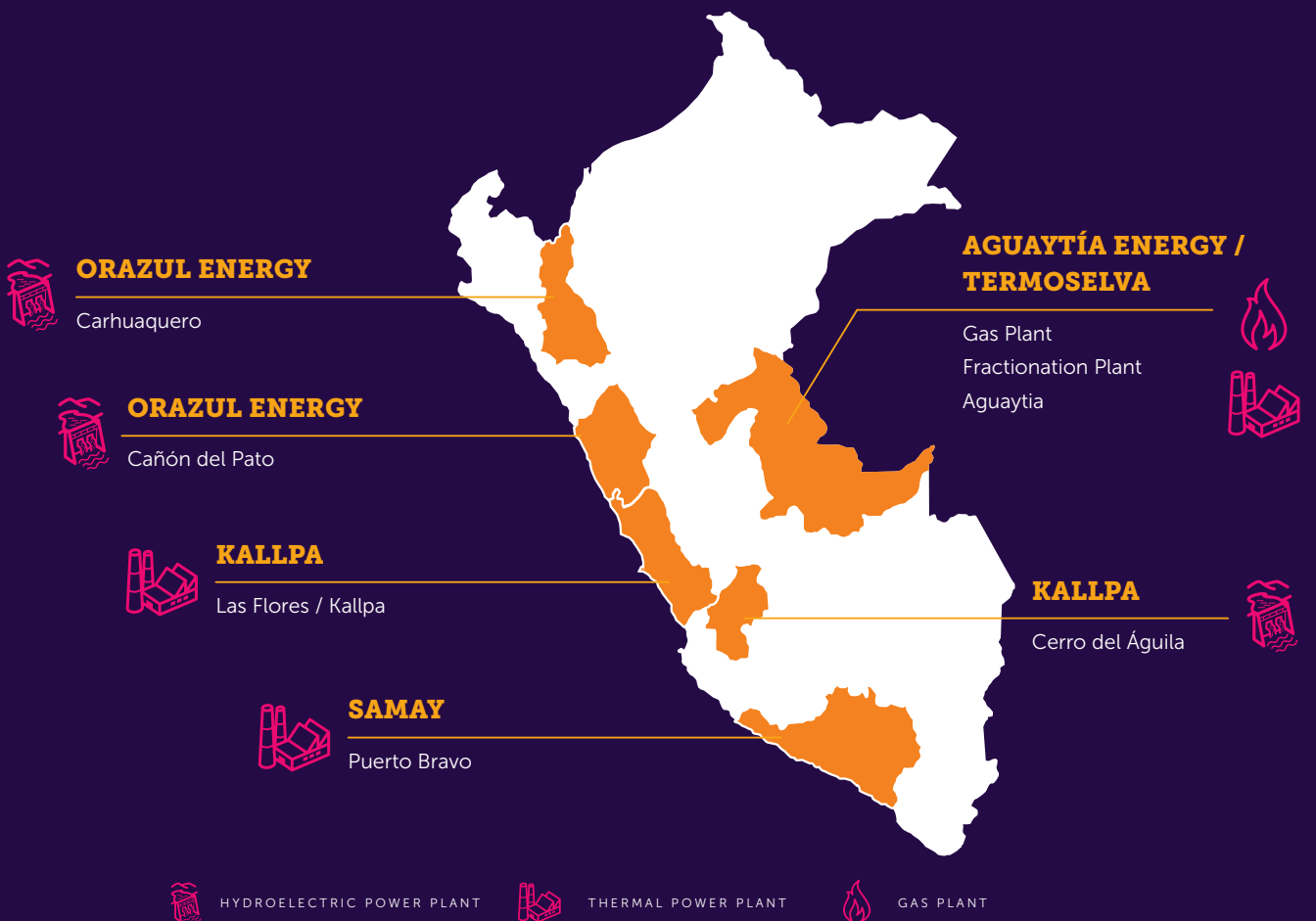
Rosa María Flores-Aráoz
CHIEF EXECUTIVE OFFICER
 KALLPA

Our Operations

We provide clean and efficient energy for the sustainable development of homes, industries and businesses, which generate progress for peruvian families.

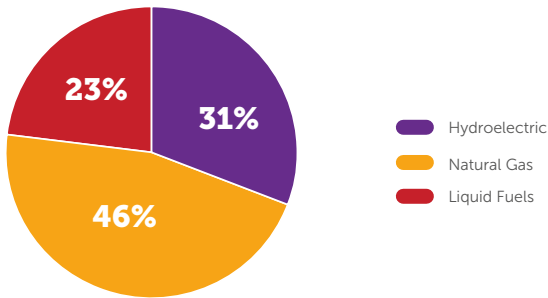
We have 3,050 MW of installed capacity to generate power and facilities to produce hydrocarbon from natural gas.

We manage our assets efficiently to generate innovative and sustainable energy solutions that allow us to add value through operational excellence, renewal of our business portfolio and creation of new energy solutions in harmony with our environment and our stakeholders.



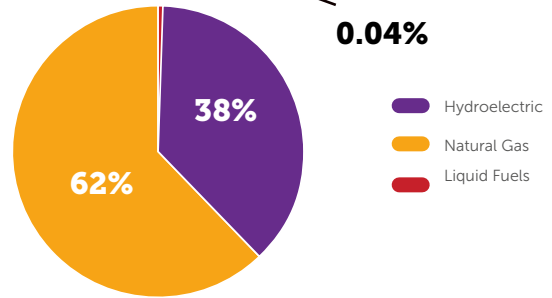
We have a diversified generation portfolio that allows us to ensure continuous and reliable electricity sources.

2022 Generation Installed Capacity



Note: Liquid fuel is a System Emergency Reserve.

2022 Generation Distribution



Note: Natural Gas includes both Combined Cycle CC and Open Cycle OC operations.

Kallpa's ESG Management Strategy

To ensure the sustainability of our business, we must achieve long-term economic, social, environmental and corporate governance balance, which implies adequately managing business risks and market opportunities.

Mindful of this, we have incorporated into our daily decision-making and execution of initiatives, the proactive management of ESG risks and opportunities

transforming our processes to promote new energy solutions complementing the Environmental, Social and Governance material aspects of our business.

We have identified the material ESG issues of our business under the SASB (Sustainability Accounting Standards Board) international standard, which help us to identify, manage, measure and report company's ESG performance.

Knowing and understanding each of these pillars allows us to better focus our efforts to continue being the energy that makes Peru never stop.

Environment

Includes all our actions focused on keeping our energy environmentally responsible.

Leadership and Governance

Involves all the established policies, guidelines and decisions that we make daily to continue being a leader in energy sector.



Business Model and Innovation

Covers all those initiatives aimed at operational excellence.

Social Capital

Comprises the management of relations with our partners (customers, local communities, the public, the government and shareholders), based on respect for human rights and to promote their economic development.

Human Capital

Consider all our efforts to ensure the safety, well-being and development of our people, because together we are the talent that generates long-term value.

1. Governance

We are committed to the growth and development of our stakeholders and to achieve this in the right way we follow the highest ethical standards. We act with transparency, professionalism and efficiency to create sustainable value, which allows us to build our business through a symbiotic relationship with our environment, maintaining and improving our good reputation in the long term.

Our Corporate Governance system guides all activities at all levels of the Company of the Company. With the purpose to assure the proper implementation of Kallpa Corporate Governance (Code of Conduct and Company Policies), our Compliance Management System have in place:

- (1)** Prevention Activities such as Onboarding, Training and Awareness Certification Process.
- (2)** Detection Activities such as Monitoring, Proper Channels of Communication and Report, Ethics Line and Internal Audits.
- (3)** Corrective Actions such as Disciplinary Measures and Action Plans.



Sustainable Development Goals No. 8 and 16



Business Ethics

Code of Conduct and Company Policies

Kallpa has policies and procedures that were defined taking into consideration its activities and its relevant risks. These policies are the framework to establish company's control environment to mitigate risks.

Our Code of Conduct is our fundamental policy, it outline the framework of our conduct and containing:

- Our Aspiration, Purpose, Cultural Principles and Competencies that our employees must develop.
- The communication and reporting channels to inform irregularities and non-compliances situations, and the guidelines to manage it.
- Our commitment to act in the right way with all our stakeholders: Employees, Community, Government and Authorities, Suppliers, Customers and Public in General.

Responding to the main Compliance Risks that Company faces, besides the Code of Conduct we developed specific policies:

- Anti Corruption and Anti Bribery, Interaction with Public Officials, Conflict of Interest, CSR donations, Gifts and Business Courtesies.
- Due Diligence Policy (HR, Supply Chain, Commercial, Due Dilligence Policy & Process.
- Risk Management Policy and Process, and Materiality Analisys Process.
- Human Rigths Policy & HR Due Dilligence Process.
- Cybersecurity Program.
- Data Protection.
- Antitrust.
- ESG Management System Policy, Biodiversity Policy, among others.

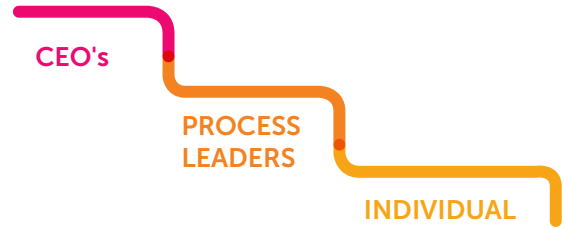
Compliance with policies and procedures is mandatory to all employees. Third parties engaging with Kallpa as contractually business partners commit to comply with company’s applicable policies and procedures and Supplier’s Code of Conduct.

All policies and procedures are disseminated and available to all employees. Also, main policies and procedures are available to stakeholders on the company website.

Company Polices are periodically reviewed to asses proper actualization. Also new policies are developed in response of new regulations requirements or industry best practices.

Policy Certification

To attest dissemination, implementation, and commitment of compliance of the company corporate governance we conduct an annually policy certification process. Each year our employees certify a diferente set of policies, this process has 3 levels of certification:



Code of Conduct Certification

97%



Supplier’s Code of Conduct Certification

100%*

*The Supplier’s Code of Conduct Certification is included in every purchase order or vendor agreement.

2022 Policy Certification process

Process Leaders Certification:

100%

of process leaders certified all the following policies:



- Operations Corporate Policy
- Onboarding Corporate Procedure
- Health and Safety Corporate Policy
- Contractor’s EHS Management Corporate Policy
- Money Laundering and Financing of Terrorism Prevention Corporate Policy
- Procurement Corporate Policy

Individual Certification:

100%

of all employees certified all the following policies:



- ESG Governance Corporate Policy
- Employment Corporate Policy
- Crime Prevention Model & Manual
- Sexual harassment Prevention, Investigation and Disciplinary Actions Policy
- Internal work regulations Policy
- Compensation and Benefits Policy

Note: Information presented at the end of 2022.

Anti Corruption & Anti Bribery

Due to the negative consequences and additional risks that Corruption brings, our Compliance Management System implements specific policies, controls and prevention measures.

Aligned with our zero tolerance to corruption, our Code of Conduct and Anti Corruption & Anti Bribery Policy expressly forbids direct or indirect political contributions, direct donations to individuals and to Public Officials.

Human Rights

Our Human Rights Policy promotes respect and compliance with the United Nations Guiding Principles on Business and Human Rights, putting into practice the United Nations framework to “protect, respect and remedy”.

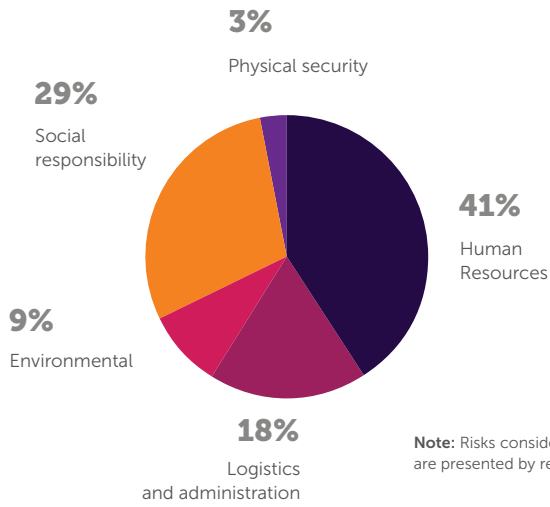
The guiding principles on Human Rights, outlined by the United Nations (UN), state that companies must act with responsibility and due diligence to avoid negative impacts of third-party rights.

Kallpa abides by these good practices. We promote awareness of human rights as part of doing business with integrity. Our commitment to Human Rights is extensive to Suppliers.

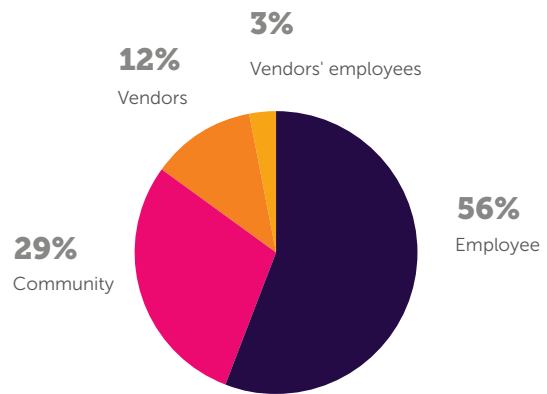
In 2022 we performed for the first time a Human Rights Due Diligence Process of our activities and are committed to review and actualize it on an annual basis.

Human rights due diligence Implementation process		
UNDERSTANDING	EXECUTION	MONITORING
<ol style="list-style-type: none"> 1. Identification of risks and potential impacts 2. Identification of business areas with higher interaction with people 	<ol style="list-style-type: none"> 3. Validation of risks and potential impacts 4. Mapping of mitigating actions that respond to risks identified 5. Measurement of residual risks 6. Definition of action plans required to address defined mitigation actions 	<ol style="list-style-type: none"> 7. Follow up on action plans 8. Communication of results to Management and interested third parties 9. Periodical review and update of risks identified 10. Risk management culture build within the organization considering risks that impact people.

Risks of impact identified in the analysis per related business area



Risks of impact identified in the analysis per impacted group



Note: Risks considered in the due diligence analysis are presented by responsible business area.

For all identified risks, mitigation and control measures have been established, and are included in the Company's policies and processes.

Risk Management-ERM

In an increasingly competitive business environment, proper risk management is essential to ensure the sustainability of the business.

Our prevention mechanisms mitigate risks to which the company may be exposed to prevent irregular practices, fraud, corruption, safeguard company's interest, and preserve the integrity of our employees.

As part of this process, we annually assess and update our risks exposure, all company's areas and processes are evaluated.

Conflict of Interest

At Kallpa we protect the integrity and reputation of our employees and the company, we constantly carry out initiatives that allow us to reinforce the essential knowledge to guide our day-to-day behavior and prevent the risks associated with our activities. During

the months of August and September 2022, the process of updating the Conflict of Interest Form was carried out, allowing us to identify and timely inform the organization of situations that could represent a potential, apparent or real conflict of interests to manage and prevent the risks that these may generate.

Training and Awareness

All members of Kallpa must know and comply with the company's code of conduct, as well as internal and external regulations that apply to our daily work. To ensure that our employees have the knowledge and proper training to do so, we implemented:

- A mandatory Corporate Onboarding Process. It includes Corporate Company Structure, Culture, Operations, KPI's, Internal regulations and Ethics Line training, Policy certification and Conflict of Interest affidavit.

Onboarding Process 2022



Policy Certification:
81%



Virtual Training Course:
71%

- Annual Ethics and Compliance Training Program to know and reinforce the directives and guidelines of corporate policies that apply to our activities and mitigate risks. In 2022, the training program consisted in remote and on site sessions.

Online Courses:

99%

completed all the following topics:



- ESG
- Human Rights
- Compliance Culture, Ethics Line and Code of Conduct
- Sexual Harassment Prevention
- Anti-Corruption
- Donations
- Crime Prevention
- Gifts and Business Courtesies
- Conflict of Interest
- Money Laundering Prevention

Virtual sessions completion percentage per topic:



DOA Matrix:
81%



Public Official Interactions:
80%

- Annual Communication & Awareness Program. In addition to training, we constantly disseminate relevant communications and reference materials to reinforce our knowledge of corporate policies, procedures, and initiatives to reinforce our compliance culture.

Report Channels

Company fosters an open-door policy, encouraging employees to express their worries and concerns and their responsibility to inform or report the knowledge or suspect of irregularities or breaches to the code of conduct, internal regulations, or the applicable law. The available channels to report are:

- Direct Supervisor
- Upper Management (including HR, Legal and Compliance)
- Ethics Line.

Our Ethics Line is the communication channel available 24/7 to all employees and the public in general. It's managed by a global expert on report channels to ensure objectivity, transparency and confidentiality.

- Training has been provided to leaders so they can manage the queries or complaints presented by their teams, channeling them through the line and/or the corresponding Areas.
- Efforts has been made to improve awareness among employees about the importance of using the Ethics Line, through corporate and local communications, reminders of its use in different training sessions conducted and training addressed to identified company Leaders.
- In 2022, 7 complaints/reports entered through our ethics line. Each complaint was reviewed and investigated, reports were issued and duly shared with Management.

7 complaints / reports

Issue Type	Substantiated	Unsubstantiated	Insufficient Information/ proof of evidence	Total
Antitrust, Competition and Fair Treatment	0	0	1	1
Conflict of Interests	0	0	1	1
Misbehavior or inappropriate behavior	1	0	3	4
Sexual Harassment	0	1	0	1
Total	1	1	5	7


Third Party Risk Management

Through our Due Diligence Process, we assess the risk profile of third parties with whom the Company interact, either occasionally or on a regular basis in order to prevent and mitigate risk. We periodically review and update our Human Resources, Supply Chain, Commercial and Donation beneficiaries Due Diligence Policy and Procedures, and launch controls to guaranty the implementation of their key aspects.

Cybersecurity

Increased connectivity brings many benefits, but with these have also come new cyber threats. The pandemic accelerated the digitization of companies, driving the use of video conferences and digital tools, which translates into a significant increase of internet traffic and the amount of data stored. At Kallpa we are aware of the risk to which we are exposed as an organization and as individuals. We have been implementing a series of technological initiatives and procedures that help us to be a more resilient organization to

cyberattacks. Considering that people are a key factor for cybersecurity, we have strengthened our awareness program, where we reinforce relevant knowledge in a practical way, refreshing the importance of keeping updated the software, operating system and antivirus of our devices, using secure passwords, phishing risks, avoiding the use of unsecured Wi-Fi networks.



WE FOLLOW THE HIGHEST STANDARDS OF TRANSPARENCY, PROFESSIONALISM AND EFFICIENCY TO GUARANTEE THE COMPLIANCE OF LEGAL, REGULATORY, CONTRACTUAL AND VOLUNTARY OBLIGATIONS."

2. Safety Performance

At Kallpa we are consolidating a safety culture based on prevention, with constant assessments of our risks to protect the integrity of our employees, contractors and our communities. Outmost importance is being placed on reducing the severity of our incidents and enhancing near miss reporting as a tool to prevent incident reoccurrence.

Our Safety Policy establishes the principles to ensure the advancement of a culture of safety by managing risks that may cause unwanted events. This policy is supported by our Code of Conduct, Management System and corporate guidelines that address relevant operational hazards and specific training requirements to mitigate job specific risks. Our Occupational Health and Safety policy is reviewed annually by the Occupational Health and Safety Committee.

Ensuring the safety of our employees and of the people with whom we interact requires active engagement of our entire workforce to be responsible for one's own actions. Therefore, all employees must be trained and prepared to identify risks and apply actions that allow us to be safe.

The pillars of our health and safety management system are:



Compliance with applicable regulatory commitments and good internal practices: through our Occupational Health and Safety Committee made up of representatives elected



Sustainable Development Goals No. 3 and 8



Employee Health & Safety IF-EU-320

by employees and the company management. The Committee approves, monitors, and identifies improvements for each year programs, promoting the participation of all personnel through local committees and subcommittees.



Safety Leaders Program: promotes the active participation of all employees and contractors by developing safety leadership skills to develop a strong safety culture.



Risk based culture: through the implementation of our Safety Critical Task Program, highlights the importance of specific work activities defined as critical to clearly understand the risks associated as key to keep employees, contractors, and our work environment safe.



Preventive Observation: peer observation, communication and feedback is key to keeping risk-based safety culture alive.



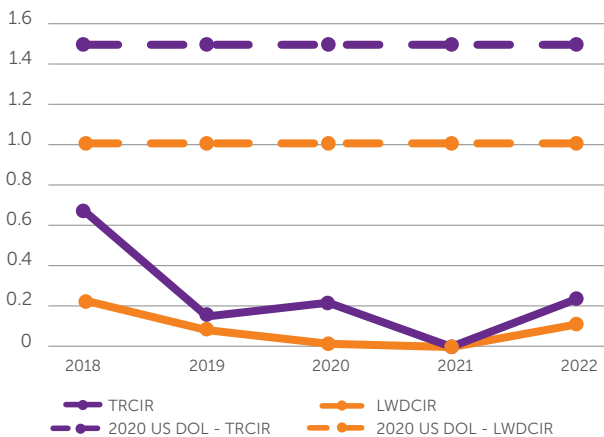
Learning: our near miss program allows us to draw lessons learned from unwanted events before the losses materialize.

Safety Performance KPIs

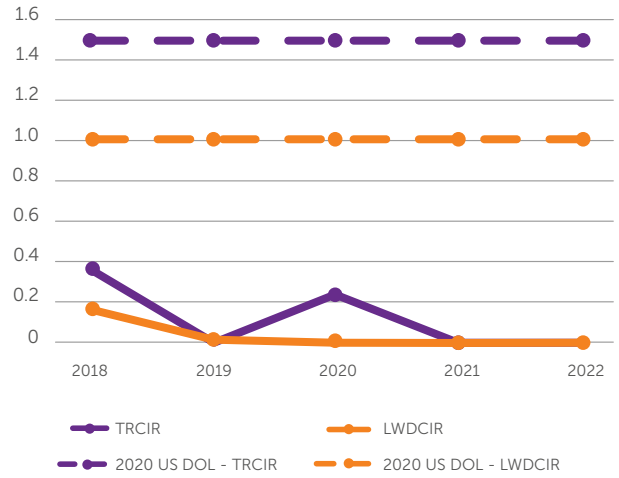
As a result of our safety programs, our 2022 safety performance for employees and contractors Lost Workday Case Incident Rate (LWDCIR) and Total Recordable Incidents Rate (TRCIR), remained better than the U.S. Department of Labor industry standard benchmark.

At Kallpa we continued consolidating our safety culture, where we are all responsible and play an active role. We count on the commitment of all our employees to comply with the Company’s safety policy guidelines and procedures to properly manage the risks associated with our work activities.

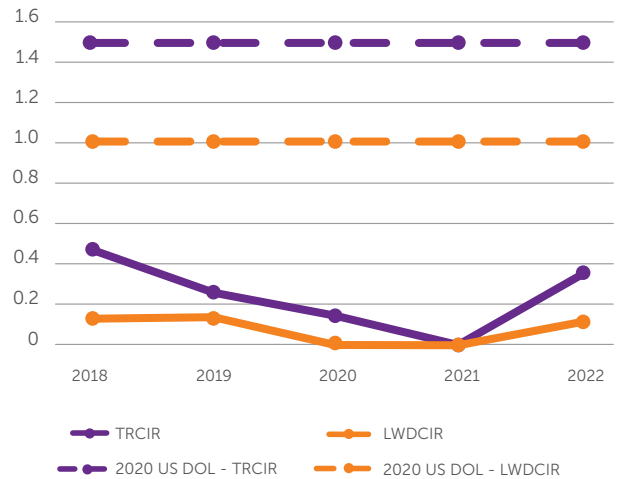
Safety Performance Employee and Contractors



Safety Performance Employees



Safety Performance Contractors



NO WORK-RELATED FATALITIES HAVE OCCURRED IN OUR OPERATIONS IN THE REPORTED PERIOD".

3. Environmental Stewardship

At Kallpa we establish our environmental sustainability objectives to define new actions to reduce emissions, water and energy consumption and waste to minimize our environmental footprint and promote the efficient and sustainable use of natural resources.

Our Environmental Policy is translated into action by our environmental procedures, to enable effective compliance with applicable laws, regulations and international environmental standards which allows us to maintain a sustainable balance.

We fulfill our sustainability objectives by investing in new technologies, enhancing existing operations and building strategic alliances with environmental organizations to maximize common interest with environmentally-sound practices.



Sustainable Development Goals No. 12 and 13

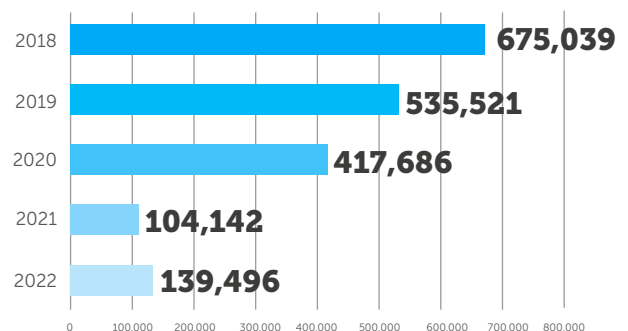


GHG Emission/Air Quality IF-EU-110
Water & Wastewater Management IF-EU-140
Waste & Hazardous Materials Management IF-EU-150

Environmental Performance KPIs

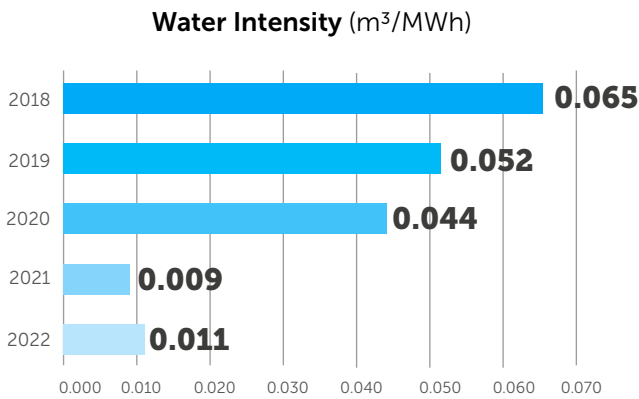
We have steadily reduced our water consumption by implementing water conservation initiatives and upgrading equipment for more efficient alternatives where possible. Historically we have achieved on average a reduction of 21% between 2018 and 2022, better than our medium-term objective of 10%.

Water Consumption (m³)

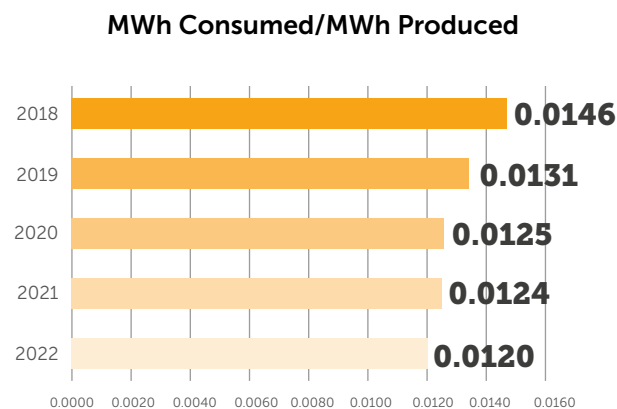


Note: In 2022 we experienced a 34% increase compared to 2021, because our thermoelectric power plants generated more than projected due to markets demand of electricity, resulting in the consumption of water above target.

We have maintained our water consumption intensity, measured in cubic meters of water per megawatt-hour of 0.011, better than the average water intensity reference value of 0.075 m³/MWh (Water Use of Electricity Technologies: A global meta-analysis, Renewable and Sustainable Energy Reviews, 2019).

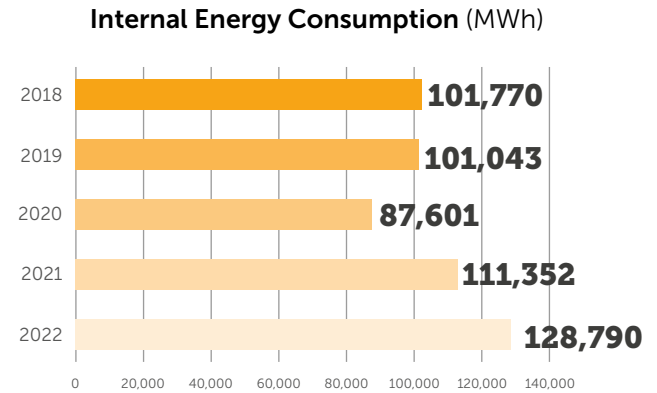


We optimize our internal energy consumption by operating our facilities in accordance with best industry practices, implementing energy conservation and energy efficiency opportunities. The internal energy consumption per energy produced (MWh consumed/MWh produced) has been historically reduced and maintained in 0.012 in the last two years.

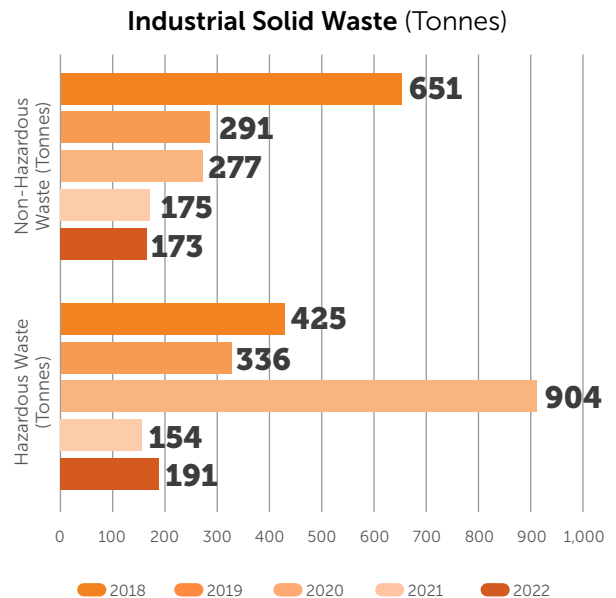


Despite this we experience a 16% increase in our internal annual energy consumption measured in megawatt-hour compared to 2021, due to dispatch higher than budget of our thermoelectric plants, Kallpa Aguaytia and Samay and the addition of equipment for the conversion of Las Flores from open to combined cycle,

resulting in higher energy consumption by auxiliary and other systems.



We improved our waste and hazardous materials management practices, in compliance with in-country regulations and our commitment for waste reduction, helping us achieve on average 31% reduction in total solid waste in the last 3 years, 63% reduction in hazardous waste and 39% reduction in non-hazardous waste, outperforming our medium-term objective of 3% and 6% respectively.



Note: Increase of hazardous waste in 2020 due to clean up of several attempts of theft in our natural gas liquids pipeline resulting in product release.

We have not paid any significant* fines related to environmental or ecological issues in the past five fiscal years.

Note: *Significant* are fines or penalties that individually cost more than \$10,000 USD or its equivalent when converted from local currency.

Decarbonization Strategy

Kallpa’s active strategy to reduce short and long-term air emissions is based on increasing efficiency, adding renewable sources and low-carbon intensity technologies, and divesting from fuel oil power plants. This approach is supported by the accurate measurement of CO₂ emissions, to set targets, to improve over time, working with customers and suppliers who support our efforts to reduce our operations’ carbon footprint. Inkia Energy Group, of which we are a member, officially committed to setting near-term science-based emissions reductions targets (SBTi) for 2030 for its operating companies.

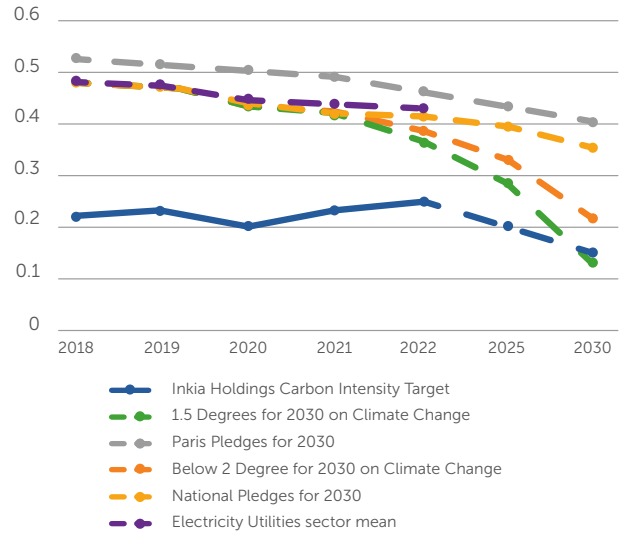
Kallpa has contributed to that goal by implementing projects focused on increasing efficiency in Kallpa thermoelectric power plant and Cerro del Aguila hydroelectric power plant, installing new 34 MW BESS project, investing in low-carbon intensity technologies (expansion of Las Flores to combined cycle) and strengthening a development portfolio of new renewable capacity.

In 2022, the carbon intensity of our portfolio was 0.25 tonnes of CO₂ equivalent per megawatt-hour (tCO₂e/MWh), above our internal target of 0.24, due to higher demand of our thermoelectric generation, exceeding our 2019 baseline year carbon intensity of 0.23 tCO₂e/MWh in 9%. Despite this, our carbon intensity remains significantly better than the intensity modelled for utilities against Paris-Pledges targets for 2022 and far below the electricity utilities sector mean of 0.43.

Our carbon intensity objective of 0.20 tCO₂e/MWh for 2030 still aligned with “Below 2 Degrees” scenario of 0.22 tCO₂e/MWh.

In 2022, in coordination with local authorities and communities, we planted 220,600 native species of trees and shrubs for the rehabilitation of deforested and groundwater recharge areas, offsetting approximately 5,875 metric tons of CO₂ per year.

Carbon Intensity Reduction Pathway
(Tonnes CO₂e/MWh)



Note: In 2022, our carbon intensity remains significantly better than the intensity modelled for utilities against Paris-Pledges targets for 2022 and far below the electricity utilities sector mean of 0.43.

Kallpa delivers Renewable Energy Certificates

Through the sale of electricity from our hydroelectric plants we guarantee a clean, efficient, continuous and reliable energy supply to customers. Allowing us to issue the first International Renewable Energy Certificates (IREC) to validate the energy used by the companies we serve comes from renewable sources. With this initiative, we have diversified our business, managing to expand our portfolio by taking advantage of the company’s current assets. This demonstrates our total commitment to continue generating value for our customers, the company and our country.

We installed Solar charging stations in the Arequipa Airport

As an initiative to promote renewable energy sources in Peru, we installed two charging stations equipped with solar panels at the airport of Arequipa, located in the southern region, allowing passengers and terminal users to charge their electronic equipment with renewable energy.

4. Social Responsibility and Community Engagement



We promote sustainable social projects that contribute to the growth of neighboring communities, based on respect and ongoing dialogue. We work closely with local authorities and municipalities to foster a participatory environment that provides opportunities for these communities to manage their own development and cultivates long-term success and relationships.

We maintain an open-two-way communication with our communities with a constant dialogue and participation using different spaces for interaction such as citizen monitoring and surveillance committees, communication and consultation process and grievance management attention procedure, in addition to traditional communication mechanisms such as telephone calls, WhatsApp, social networks and permanent visits by our community relations personnel.

We design our community engagement initiatives based on local knowledge to construct programs that are sensitive to local cultures, responsive to the needs of our stakeholders and aligned with our socially responsible investment policy, standards, and strategic priorities.

In 2022, through the implementation of social commitments and engagement events, we achieved more than US\$3.3 million in voluntary social and community investment, benefiting more than 268



Sustainable Development Goals No. 3, 4, 6, 7, 8 and 11



thousand community members. The 246 voluntary social commitments and over 930 community engagement events allow us to comprehend the communities' needs and priorities, as well as the potential solutions.

United Nations Sustainable Development Goals

Our social and community development strategy takes into consideration our contribution to achieve the prioritized Sustainable Development Goals (SDGs), identifying and connecting priority SDGs with specific metrics to measure our progress and demonstrates more directly how our environmental, social and community responsibility programs contribute to the development of Peru.

Our Social and Community Investment Policy established objectives and strategies for social and community investment, articulated through collaborative initiatives, contributions, volunteering, and strategic partnerships programs, integrated into one or more of the following investment priorities in 2022:



Education and Culture

We support educational programs and initiatives that develop skills and knowledge, in accordance with the national educational public policy and particularly support rural and low-income schools to improve quality and continuity of education, benefiting over 24 thousand children and youth.

“Teachers’ Training” in coordination with Local Management Units (UGEL, in Spanish), engages specialists in teaching matters to reinforce and strengthen skills and teaching abilities of rural teachers in the areas of influence of our operations.

“Promoting Reading Habits” in alliance with Public institutions and reading specialists to promote the habit of reading and improve reading comprehension in our communities during the school cycle.

“School for Parents” promotes the involvement of parents in the education of their families, working with specialists and workshops aimed at parents in order to involve them in their children’s development, as well as to encourage them to improve family relationships.



Economic Development and Entrepreneurship

We empower our neighboring communities to develop their own businesses providing opportunities for micro-entrepreneurs to strengthen their skills and abilities through project design, business plans, marketing and commercialization workshops. We facilitate training programs for families engaged in cattle raising, agriculture and fish farming, and open job opportunities in civil work projects benefiting over 14 thousand families.

“Strengthening Cattle Raising” implemented since 2016, provides technical and social assistance through specialists with experience in the automated breeding of milk cows who are continuously working to provide training and permanent technical and comprehensive support to farmers.

“Successful Women” implemented since 2014, aims at empowering women through training to develop business skills, making them active agents of change and engines of economic development for their families and communities.

“Organic Cacao” developed since 2021, promotes the harvest and processing of fine aroma cacao, revitalizing the local chocolate industry by providing 170 families with training and technical support for the innovation and the improvement of productivity.



Public Health and Safety

We promote public-private investments in favor of the community in public health and safety, equipment and basic medical care. We seek to raise awareness among customers, students and communities regarding natural gas transportation safety, and support vulnerable communities and health centers with biosafety and personal protective equipment, oxygen, portable ventilators, supplies and materials during the COVID-19 health crisis and vaccination campaigns, benefiting over 46 thousand families.

“Nutritional campaign” develops initiatives to fight anemia and malnutrition of pregnant women and children under 5 improving nutrition habits by conducting awareness and hands-on sessions, informative brochures and hemoglobin testing.

“Hand washing campaign” in alliance with the Ministry of Health, encourages good hygiene practices in children through dynamic session run by experts at schools and distribution of brochure and a cleaning kit.

“Ophthalmic health campaign” fosters safe and healthy environment for communities providing free consultations, eye exam, visual acuity assessment, glaucoma and cataract screening, providing free prescription glasses when necessary.



Infrastructure

We collaborate with the development of basic infrastructure (electricity, drinking water, safe road) and essential services, benefiting over 70 thousand community members.

“Improvement of Education and Health Infrastructure” aimed at improving schools to provide children and teachers with the right conditions for teaching and learning; and health infrastructure, such as health care and obstetrical centers, water distribution facilities, soup kitchens, among others.

“Maintenance and Improvement of Access Roads” applying our model of “shared social management” to cooperate with the maintenance and improvement of the district and local roadway infrastructure that benefits local farmers, revitalizing the transport and commercialization of their products.

“Implementation and Improvement of Irrigation Infrastructure” in partnership with local beneficiaries, for the improvement of infrastructure that benefit farmers, increasing crops production and utilization of irrigation water in a sustainable manner.



Strategic Contributions and Partnerships

We implement social programs based on real needs and merit with the active participation of our communities, generating strategic alliances with formal and reputable organizations benefiting more than 55 thousand community members.

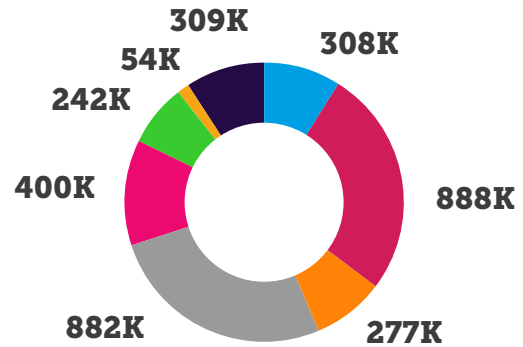


Environmental Stewardship

We promote environmental education projects where communities learn and acquire tools and identify sources of financing for their environmental projects. We also invested in programs that promote responsible use of natural resources, contributing to the planting of native species of trees and shrubs for the rehabilitation of deforested areas.

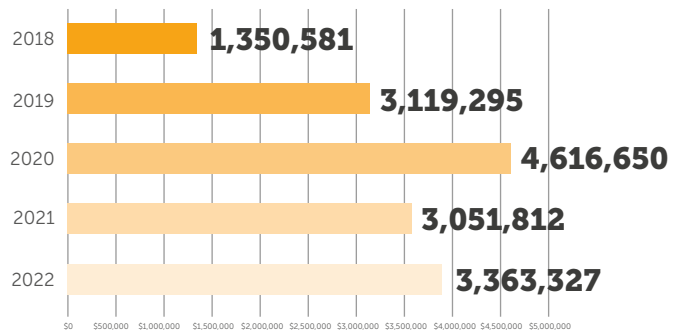
“Fig Harvesting and Repositioning” developed in the district of Chilca, is a socio-environmental program that contributes to mitigate desertification effects and climate change by promoting fig harvest as the traditional fruit of the district, though the implementation of green areas that contributes to CO₂ capture and reutilization of domestic wastewater.

2022 Social and Community Investment by Category (US\$K)

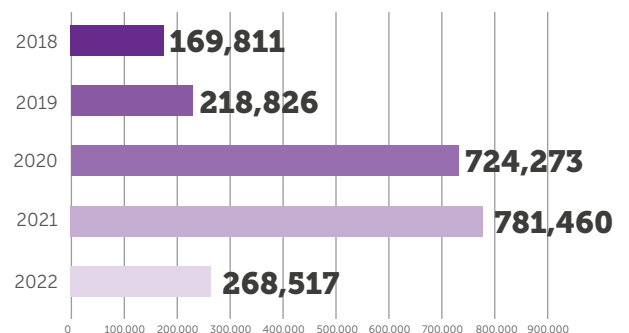


- Education and Culture
- Economic Development and Entrepreneurship
- Health Care & Public Safety
- Infrastructure
- Strategic Contributions
- Partnership Contributions
- Environmental Stewardship
- COVID-19 Contributions

Social and Community Investment (US\$)



Number of Individuals Benefited (#)



Note: Increase on social investment in 2020 and number of individual benefited 2020 and 2021 due to support to vulnerable communities during COVID-19 Pandemic and construction of a technical institute in Pucallpa as part of local projects with tax payments program.



Our Social Projects at the Food Fair in Germany

We trained local producers, entrepreneurs and small business owners near to Cerro del Aguila hydroelectric power plant to provide them with the knowledge and skills they need to place their products in national and international markets. As a result of this program, several beneficiaries presented their products at BIOFACH 2022, the world's leading fair for organic commodities, held in Nuremberg, Germany. This event made it possible to visualize the richness and originality of various foods produced in Huancavelica, an Andean region of Peru. We also provided transportation, food and lodging for our entrepreneurs.

Sustainable Crops in the Area of Direct Influence of the Carhuaquero Hydroelectric Power Plant

We were recognized by the National Mining, Oil and Energy Society with the 2022 Sustainable Development Award for implementing a project to help improve agricultural practices in La Ramada town and the Higuerones village, in the district of Llama, province of Chota, Cajamarca. This project seeks to help farmers strengthen their rice production and marketing capacities with the efficient use of water resources in favor of the environment. The company provided technical assistance and practical workshops with

special emphasis on the control of the water level of the crops, to make more efficient use of the water resource. As a result, it was possible for 100% of the participants to carry out a correct control of the sheet of water and at the same time increased their production volumes, improving their economic income. These new practices will contribute to the sustainability of rice crops in the region, the conservation of natural resources and, consequently, care for the environment.



Local Productive Projects

To strengthen the capacities of the inhabitants dedicated to agriculture and livestock, we implemented the project "Agricultural Technical Assistance in the Communities of the Area of Influence of the Cerro del Águila Hydroelectric Power Plant" with the objective of improving productivity, profitability and developing efficient practices in the use of resources such as water and soil. It involved technical assistance in the production of chipped corn, production of fruit trees (avocado), installation of family bio-gardens and domestic animal health care, and the provision of manure and fertilizers. The number of beneficiaries of this project were 1512 residents of the communities of Andaymarca, Suylloc, Quintao, Jatuspata, Capcas, Llocce Huantacero, Pichiu, Siete Héroe and the Duraznuyc neighborhood.



Improvement of Communal Infrastructure

In order to improve the existing communal infrastructures and in coordination with authorities and community leaders, we supported the improvement of multi-use communal premises of Andaymarca, Suilloc, Quintao, Jatuspata, Llocce Huantaccero, Capcas and Pichiu, which consisted of painting, round off, maintenance of sanitary and electrical installations, among other upgrades. This provided better infrastructure to carry out communal activities, making possible to strengthen and maintain good relations with the authorities and the general population, benefitting approximately 1186 residents.

Efficient Use of Irrigation Water

With the objective of improving productivity and expanding the agricultural frontier for the benefit of farm families, we supported the donations of construction materials and other inputs to the communities of Andaymarca, Suilloc, Capcas, Llocce Huantaccero and Suyilloc Quintao for the implementation of an efficient irrigation systems. This will make possible to store and utilize water resources for the sustainable growing of their farm products, benefitting approximately 510 families.

Community Forestry Project

As part of our agreement with the communities of Andaymarca, Pichiu and Suilloc, we implemented a project with the objective of contributing to mitigate climate change and proliferation of mosquitoes. A total of 80,000 native species of trees were planted in approximately 152 hectares, with the participation of the communities, benefiting 153 families.



Pedagogical and Technological Strengthening of Kipi Robot

Since August 2020, we maintain an agreement with Professor Walter Velásquez, creator of Kipi robot. Through technological improvements, 7 replicas of Kipi robot, version 2.0, were built and delivered to 4 rural primary level educational institutions in the direct area of influence of Cerro del Aguila Hydroelectric Plant. The robots, the educational materials called "Kipilibro" and "Kipi 3D", contribute to improve teaching quality among primary level students. Continuing with the technological improvements of the robot, it was possible to advance to version 3.0, a robot that interacts in 8 peruvian native languages. Since the beginning, this project has benefited 883 students and 84 teachers.



Healthy Kitchens

This program, implemented in 2012, has trained 13 soup kitchens on healthy eating, good hygiene and sanitation practices. Face-to-face and virtual workshops were delivered to leaders and staff, in addition to continuous consultations that resulted in the creation of "Sazón y Sabor" recipes book developed by the staff. Personal protection equipment in addition to modern kitchen supplies and equipment were also provided to support daily activities. This project benefits more than 500 low-income families in the district of Chilca.

Vegetables Cultivation in Sandy Areas

We implemented an agricultural project in Chilca to promote the cultivation of vegetables for the benefit of 40 families. This project began in August and culminated in December with the harvest of cabbage, cauliflower, lettuce, and broccoli, among others, intended for local family's consumption. Face-to-face technical assistance was provided on the care of crops in sandy areas and the proper watering of plants, emphasizing the efficient use and care of water.



Kallpa Scholarship

Since 2017, we funded university studies of Luis Rodriguez, who successfully completed his education in Energy Engineering at the Engineering and Technology University (UTEC), in 2022. Luis has also carried out pre-professional internships at Kallpa Thermoelectric Power Plant. Based on this success story, Kallpa implemented a new Scholarship through which, after a selection process, Alessandra del Pozo was chosen as the winner. Alessandra already started classes at the University of Engineering and Technology (UTEC).

WE DESIGN OUR COMMUNITY ENGAGEMENT INITIATIVES BASED ON LOCAL KNOWLEDGE TO CONSTRUCT PROGRAMS THAT ARE SENSITIVE TO LOCAL CULTURES".



5. Labor practices



Kallpa employees and contractors are key assets to delivering long-term value. Our employee profile looks for top-level professionals with high ethical commitment. Responsible and empowered, to generate value, drive change, promote environmental and social best practices, and achieve world class quality of service.

Our actions and work decisions are based on our corporate culture, as demonstrated in our daily action.

Our Organizational Culture is the essence that strengthens and empowers us to fulfill and achieve the company's purpose to provide innovative and sustainable energy solutions to develop each home, company, city in Peru.

At Kallpa we are committed to continue working to provide employees with the necessary tools to guarantee well-being and promote professional growth. We know that we count on everyone's commitment to always do their best and continue to be the energy that makes the Peru never stop.



Sustainable Development Goals No. 5, 8 and 10



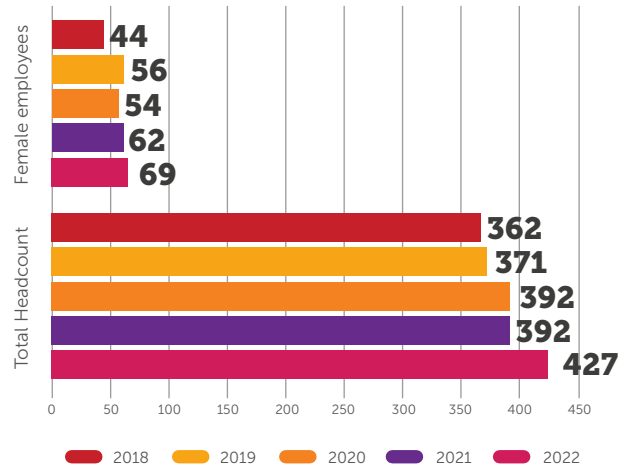
Labor Practices

Human Resources Policies and Procedures

- **Our Employment Policy** promotes equal opportunities and working conditions, so that employees carry out their work and develop their capabilities within an environment of respect, equity and inclusion, with high health and safety standards.
- **Recruitment and Personnel Selection Policy** promotes a transparent and efficient management of the recruitment and selection process, where merit, suitability and non-discrimination are the central elements in its execution, to guarantee the ability to incorporate, motivate and retain the best talent, while we maintain the ethical and legal principles of the Code of Conduct.
- **Our Compensation and Benefits Policy** established a set of guidelines and principles that maintain internal coherence and external competitiveness, complying with the principle of salary equity.

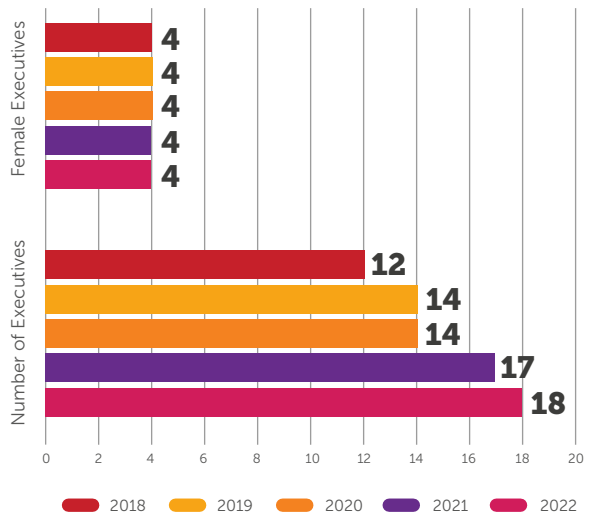
- Our Freedom of Association and Collective Bargaining Policy**
 Kallpa recognizes the right of its employees to form or participate in organizations with the purpose of the defense and promotion of their interests. Also recognizes their right to be represented within the various work units, by trade unions and other forms of representation elected in accordance with the peruvian laws and practices. It's worth mention that to the date Kallpa doesn't have any Union.
- Our Diversity and Inclusion Policy** established an inclusive work environment, in which the contributions of each individual are recognized, all people are valued and respected.
- Our Harassment-Free Environment Policy** declares Kallpa's zero tolerance of harassment in the workplace under any circumstances.
- Work-Life Balance Policy** declares that Kallpa understands that one of the elements to be a productive and successful employee consists of finding the appropriate balance between priorities at work and personal life by promoting programs, activities or decisions that have a positive impact on reaching this balance.
- Our Training Policy** established the general training criteria to promote the professional development of Kallpa employees.

Workforce (#)

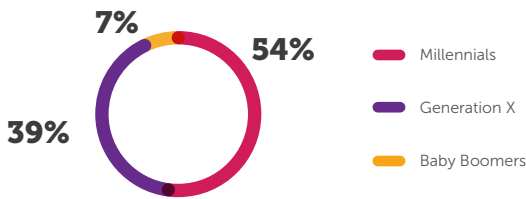


Note: Orazul Peru employees work under Kallpa since 2019 due to companies merged.

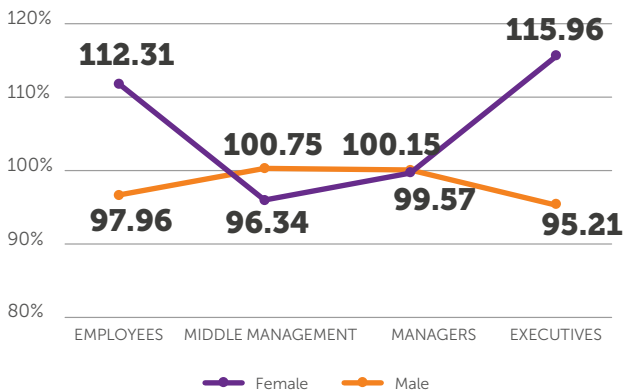
Executives (#)



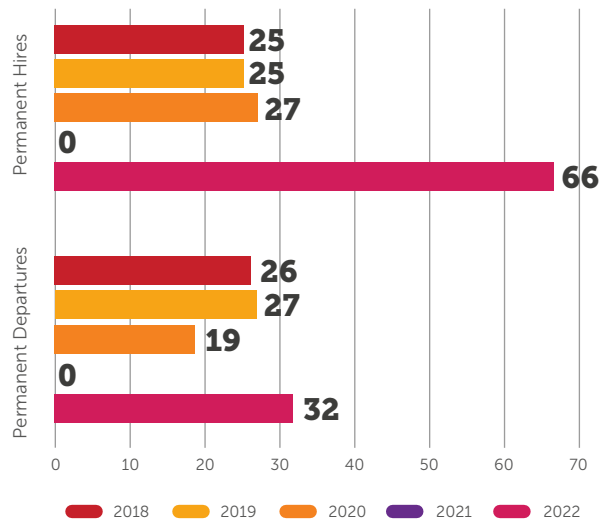
Generational



Average Compensation by gender

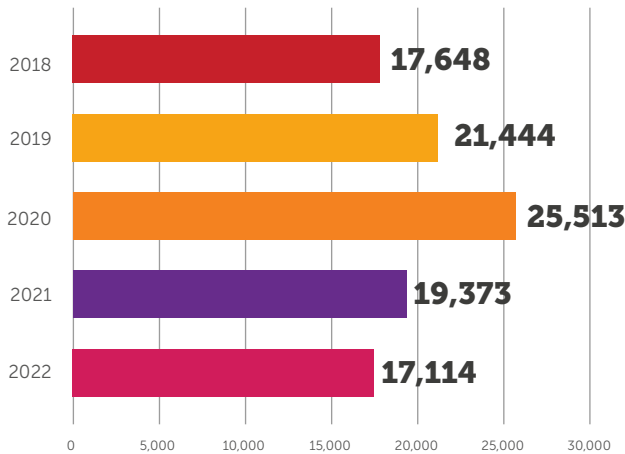


Hires and Departures (#)



Note: Increased permanent departures in 2022 due to staff optimization.

Training Hours (#)



Note: 2022 reduction in training hours due to integration synergies. This data includes training in Safety, ESG, Anti-Corruption, Sexual-Harrasment and Continuing professional education through different platforms.

Following some examples of our good labor practices:



Employees and Relatives Visit Kallpa Thermoelectric Power Plant

With the aim of developing knowledge about the operating processes of Kallpa Thermoelectric Plant, and after 2 years of the pandemic, we organized a guided tour for employees, who could also be accompanied family or friends. The visits began with talks by the Human Resources, Operations, Environmental Health and Safety and Social Responsibility teams; with information about the company, operational processes, safety measures and the work carried with the communities in the areas of influence. The employees and their guests enjoyed the visit and were grateful, highlighting the importance of this type of activity to learn more about the company and its social responsibility.

We Listen Program

Is a free, secure and confidential psychological support and guidance line that is available to all employees and their families 24 hours a day, 7 days a week.

Activate Your Energy Program

Is a physical activity program that promotes well-being and a healthy lifestyle through a virtual platform. This platform has different types of training, active breaks, nutrition advice, and is available to all our employees.

Leading with Energy in Kallpa

To enhance the soft skills of our employees, creating collaborative spaces for joint reflection and learning, and promoting individual and collective responsibility, we implemented "Leading with Energy". This program consisted of webinars managed by specialist in the development of key abilities, encourage participation and the exchange of ideas to enhance talent and promote professional and personal development.

Nutrition Program

Through this program, we made available a team of nutritionists to take care of and improve eating habits of the employees who enroll in this program.

These programs have the objective of seeking the integral well-being of our employees.

6. Operational Excellence

Kallpa provides innovative and sustainable energy solutions for the development of every house, company, city and the country. We generate value through operational excellence by renewing our business portfolio and the creation of new energy solutions in harmony with our environment.

The long-term success of our business depends on our operational commitment to sustain efficient, safe, reliable, and responsible energy generation, enhancing the economic development of Peru.

We are committed to provide services suited to the needs of our customers, complying with the highest industry standards, ensuring the well-being and integrity of our employees and contractors. We set high expectations and provide monitoring adherence to ethical corporate values and applicable laws and regulations.

We achieve operational excellence through the execution of customized asset management strategies at each lifecycle stage, with the support from local talent and management resources, controlling rising costs, delivering competitive rates, involving customers and their interests in our activities and decision-making process to the extent practicable.

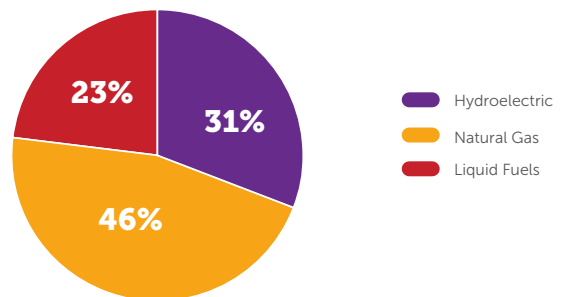


Sustainable Development Goals No. 7, 9 and 12



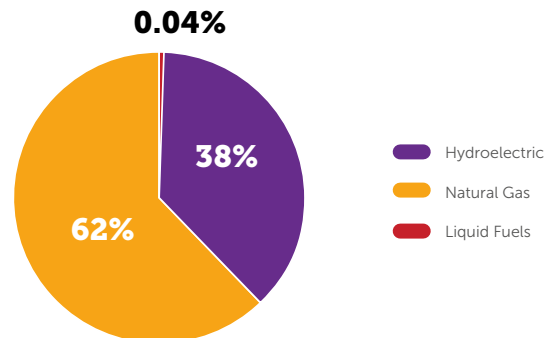
Business Model Resilience IF-EU-420

2022 Generation Installed Capacity



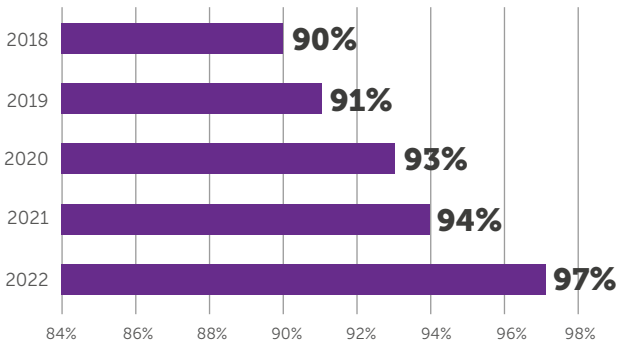
Note: Liquid fuel is a System Emergency Reserve.

2022 Generation Distribution

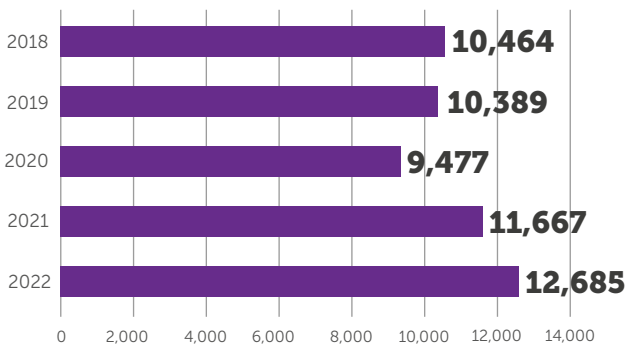


Note: Natural Gas includes both Combined Cycle CC and Open Cycle OC operations.

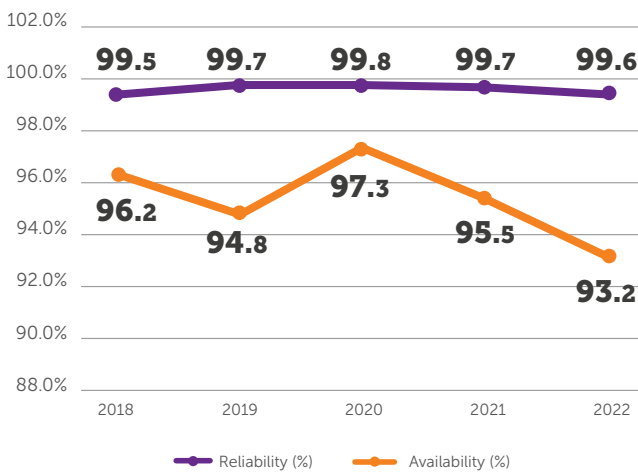
Low Carbon Generation



Electricity Generated (GWh)



Operational Performance



Note: Weighted average availability below target due to Las Flores unplanned outages for steam leak repairs and gearbox inspection.

Keeping focus on operational excellence allows us to ensure the reliable operation of our generation facilities, designing and performing maintenance and operation plans focused on efficiency and continuous improvement. These are some examples in 2022:



Las Flores, One of the Most Efficient Power Plants in Latin America

Las Flores, located south of Lima, began commercial operations as a combined cycle power plant as part of our expansion project that consisted in the optimization of processes and resources through conversion to combined cycle.

The Increased efficiency and power generation capacity with a lower carbon emissions footprint, makes of Las Flores one of the most efficient plants in Latin America.

This project was developed on time and within budget almost entirely during the pandemic. This important achievement reaffirms our commitment to continue contributing efficiently and reliably to the energy security of Peru.



Major Maintenance of the Cerro del Aguila Hydroelectric Power Plant

Focused on operational excellence, the Cerro Del Aguila Hydroelectric Power Plant team performed major maintenance on the Generation Unit 1 to maintain its efficiency and enhance reliability to continue generating power without interruptions and extend the useful life of the equipment. The main components of the Unit were replaced, and the auxiliary equipment maintained. Opportunities for improvement were identified thanks to the analysis of the lessons learned, which will allow for better results in future activities. Maintenance, initially planned for 22 days, was achieved in 16 days with no incidents. The success of this project was possible due to the synergy, commitment and high level of responsibility that exists among all our team members, employees and contractors.

Our Gas Operations in Peru Celebrate 25 Years

The commercial operation of our Gas and Fractionation Plants in Peru, celebrated 25 years of history and development, thanks to the commitment and effort of all its employees.

Natural gas is extracted from block 31C which is used for electricity generation at the Aguaytia Thermoelectric Power Plant, Termoselva. Natural gas liquids are transported through a system of pipelines to the Fractionation Plant to obtain liquefied petroleum gas and natural gasoline. These operations are key to promoting the development of the Ucayali region, in the Peruvian jungle, boosting the growth of that region through reliable energy. The professional work and commitment of our team, overcoming constant challenges in pursuit of operational excellence, has maintained the development to this region in Peru.



Our Participation in an Important Peruvian Business Event

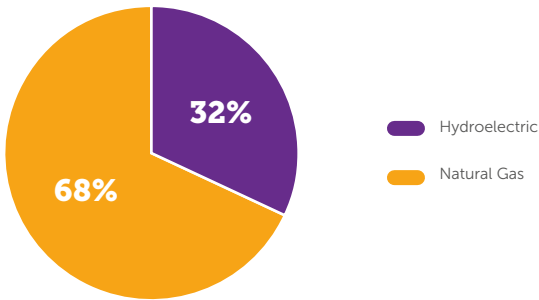
We were present at the 33rd Northern Business Meeting, an edition entitled "Challenges and business leadership to transform Peru", an event held in the city of Trujillo, in northern Peru, where more than 200 businessmen, officials, executives, managers, as well as national and foreign specialists, came together to address various topics to promote sustainable economic development and close social gaps. Attendees at this important event had the opportunity to visit the Kondu stand to learn about the value proposition on comprehensive energy solutions according to the needs of customers in an innovative, competitive and sustainable way, adding value to the energy industry in Peru in a socially and environmentally responsible manner.

Appendix Annual Sustainability Report

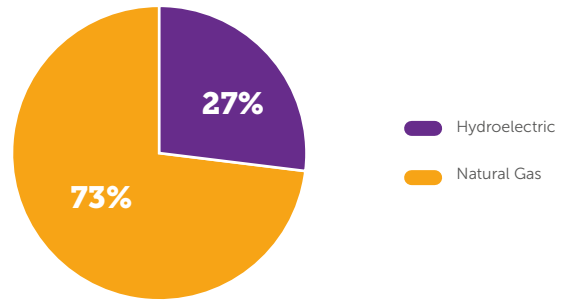
Kallpa

Kallpa Generación S.A. (Kallpa, Las Flores, Cerro del Aguila)

**Generation Portfolio
(Installed Capacity)**

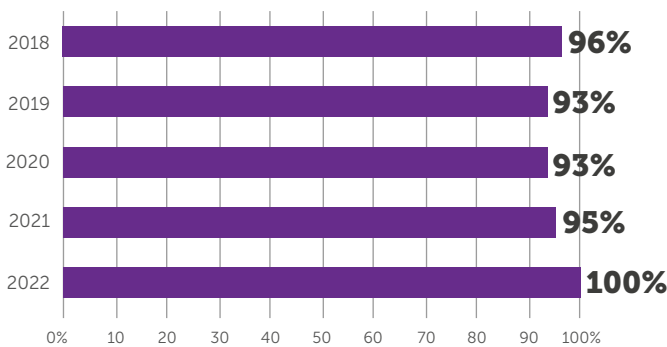


Generation Distribution

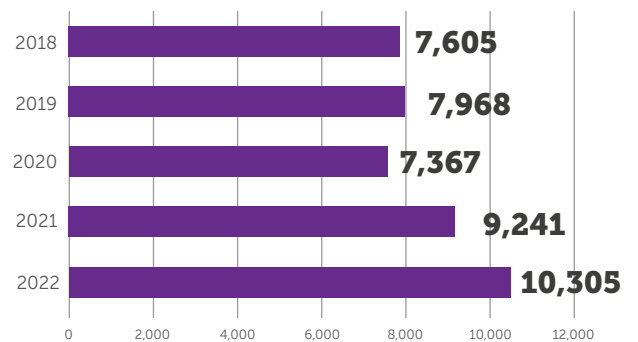


Note: Natural Gas includes both Combined Cycle CC and Open Cycle OC operations.

Low Carbon Generation



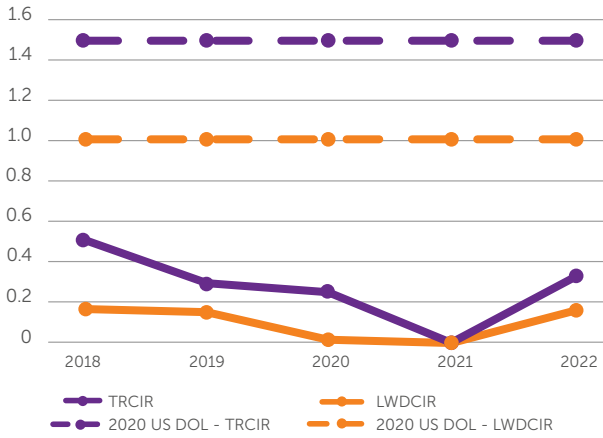
Electricity Generated (GWh)



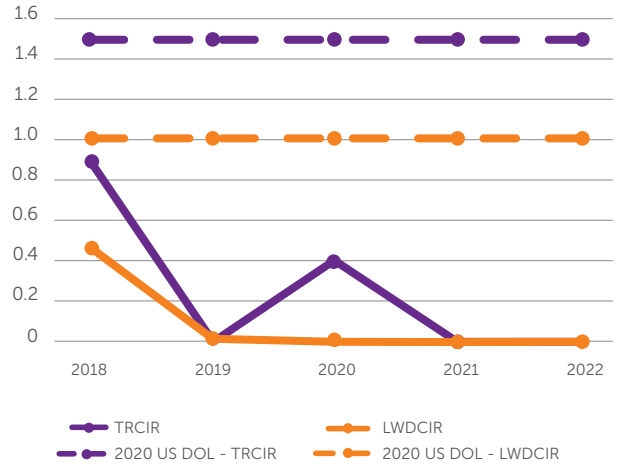
Note: Reduction in generation in 2020 due to lower demand of electricity as a result of COVID-19 pandemic.

1. Safety Performance

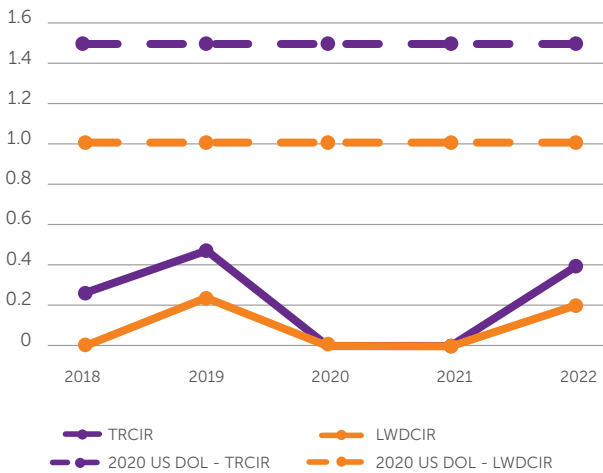
Generation Safety Performance Employee and Contractors



Safety Performance Employee

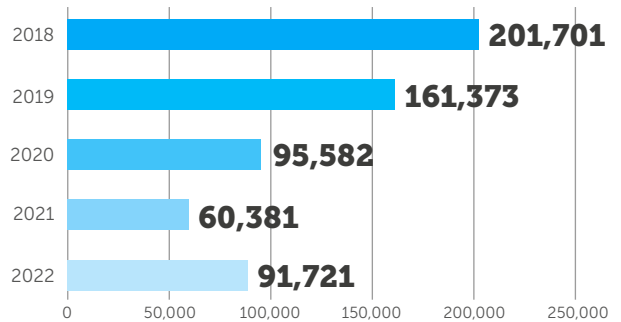


Safety Performance Contractors



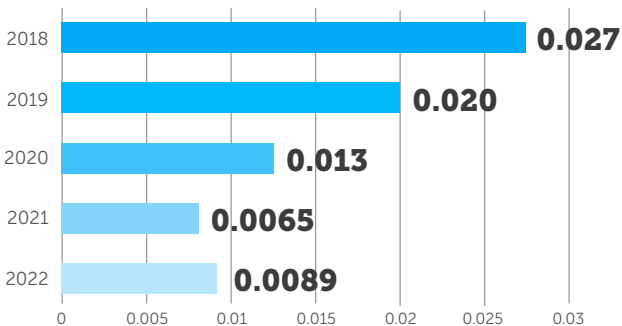
2. Environmental Stewardship

Water Consumption (m³)

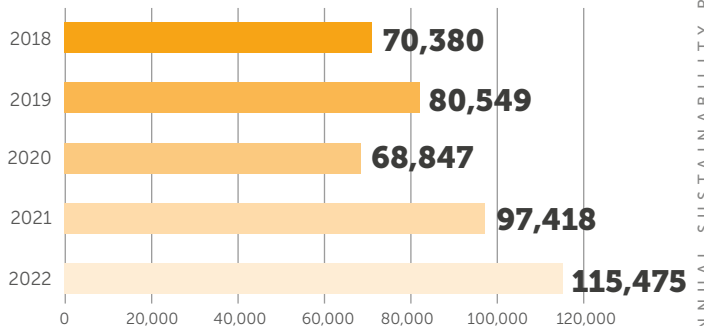


Note: Increase of water consumption in 2022 due to higher demand of our thermoelectric generation, resulting in additional water consumption.

Water Intensity (m³/MWh)

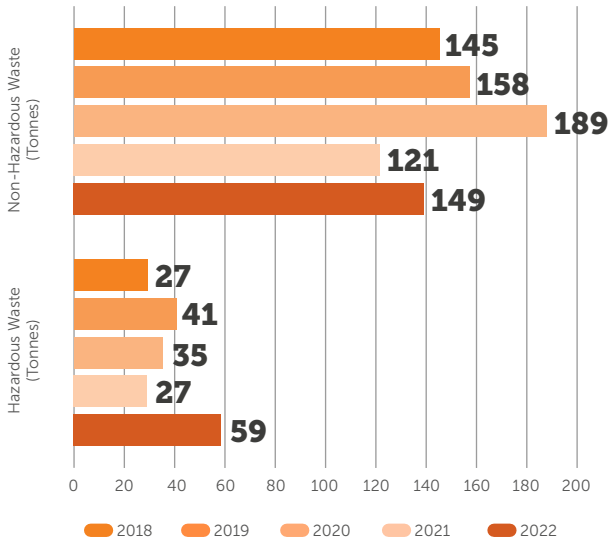


Internal Energy Consumption (MWh)



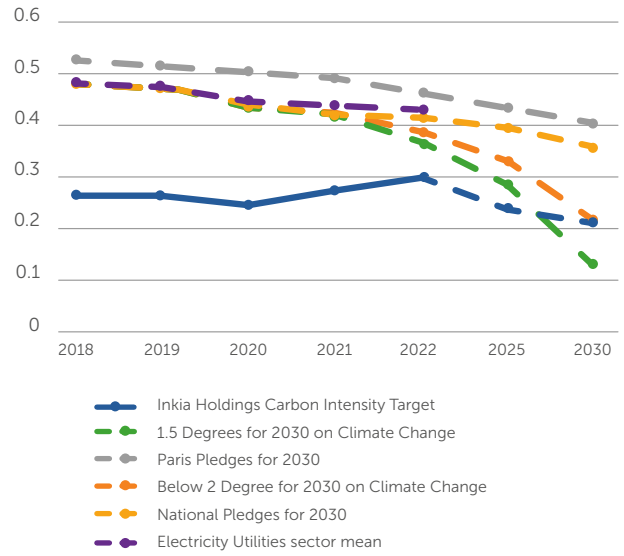
Note: Increase of internal energy consumption in 2022 due to higher demand of our thermoelectric generation, resulting in additional internal energy consumption by auxiliary and other systems.

Industrial Solid Waste (Tonnes)

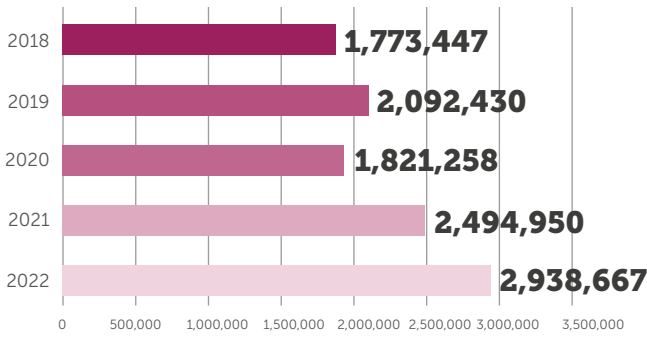


Note: Increase on hazardous wastes due to maintenance activities at Kallpa and Cerro del Aguila.

Carbon Intensity Reduction Pathway (Tonnes CO₂e/MWh)

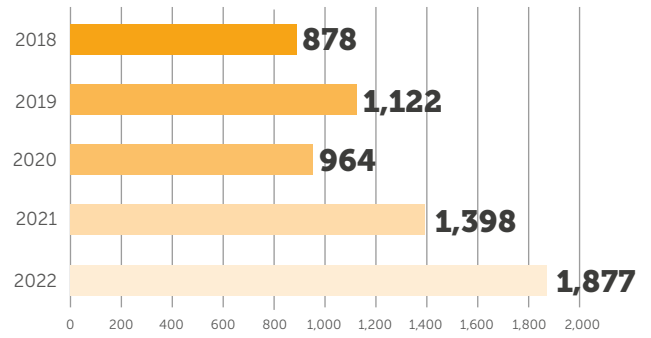


Scope 1 CO₂ Emissions (Tonnes CO₂e)



*Note: Scope 1 CO₂ emissions (generation + distribution). Increase of CO₂ emissions in 2022 due to higher demand of our thermoelectric generation.

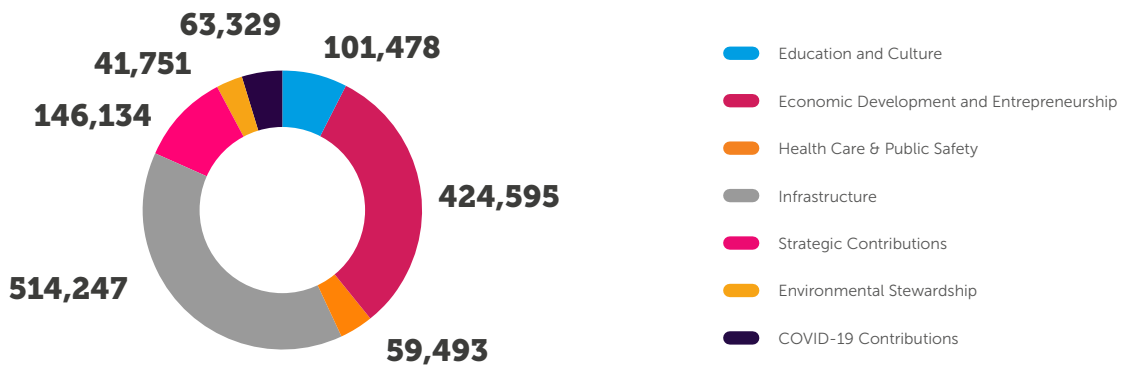
Scope 2 CO₂ Emissions from Purchased Electricity for Own Use (Tonnes CO₂e)



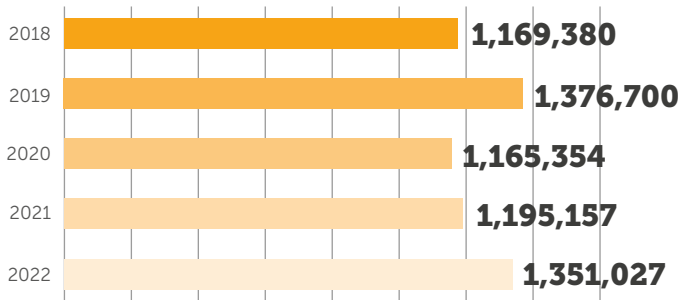
Note: Increase in Scope 2 CO₂e additional consumption from Las Flores Combined Cycle auxiliary systems.

3. Social Responsibility and Community Engagement

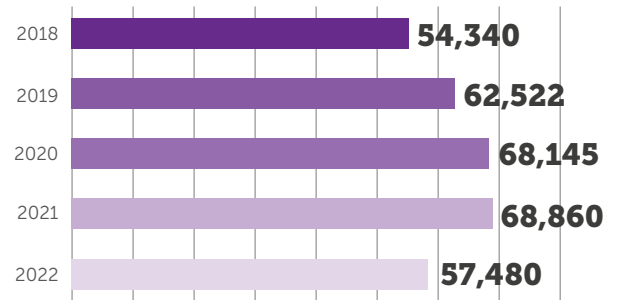
Social Investment by Category (US\$)



Social Investment (US\$)

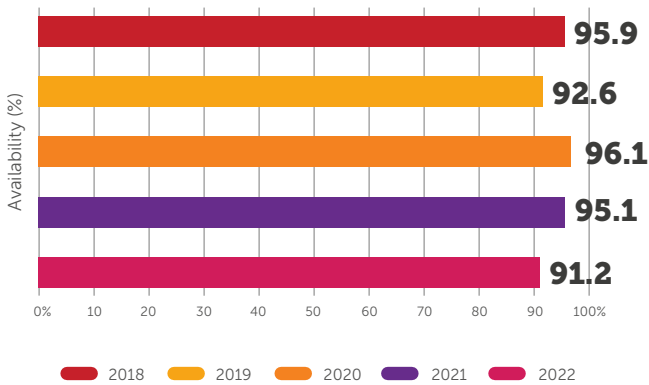


Number of Individuals Benefited (#)

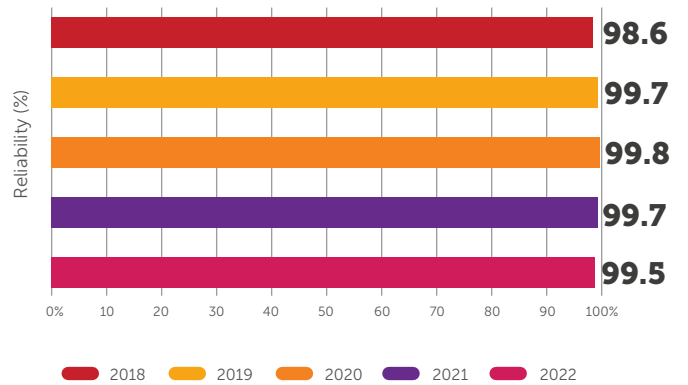


4. Operational Excellence

Operational Performance (%)

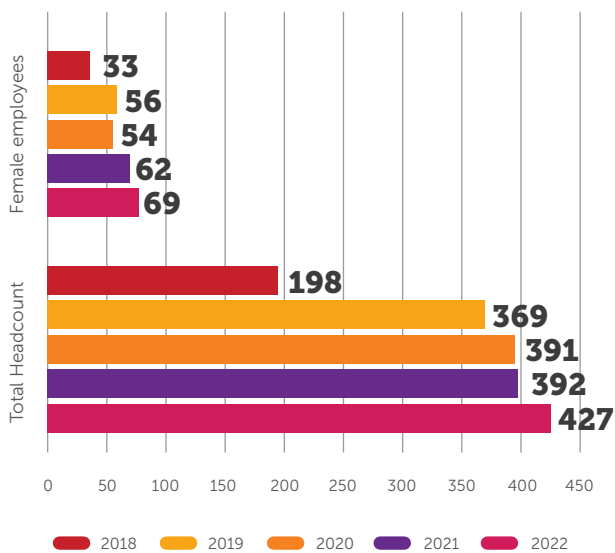


Operational Performance (%)

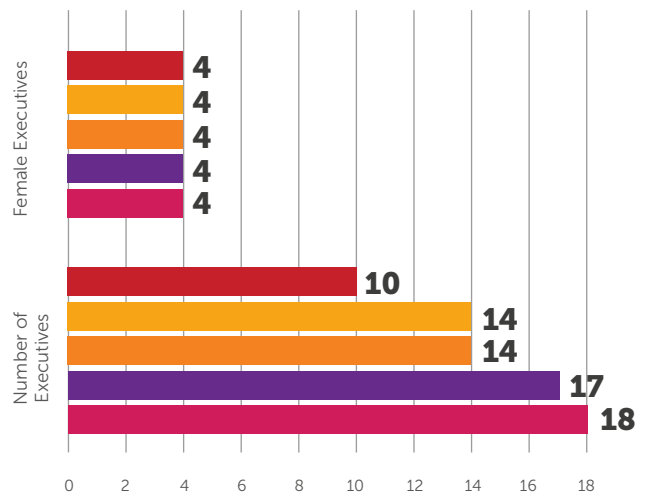


5. Workforce

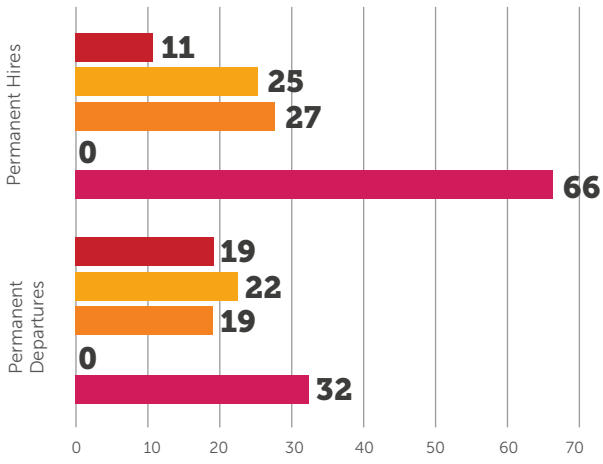
Workforce (#)



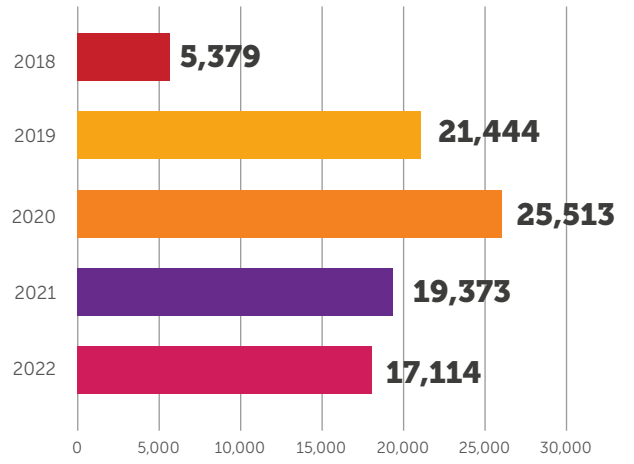
Executives (#)



Hires and Departures(#)



Training Hours (#)

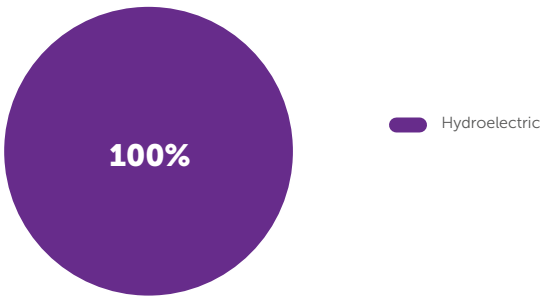


ORSAPE

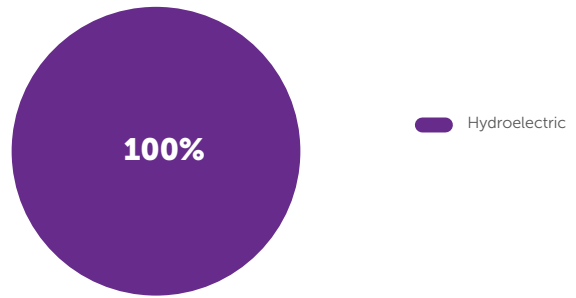
Orazul Energy Peru S.A. (Cañon del Pato, Carhuaquero)

Note: Aguaytia, Aguaytia Energy Gas Operations were part of this bond until October 2021

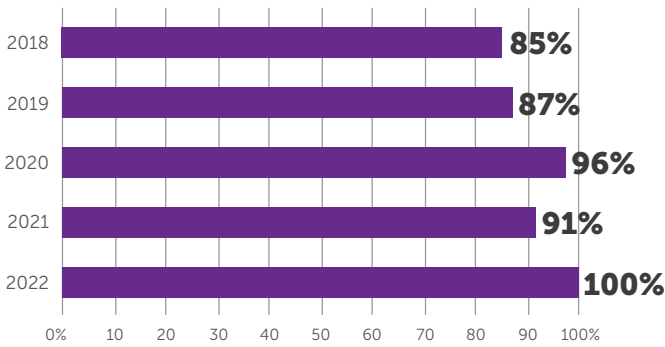
Generation Portfolio (Installed Capacity)



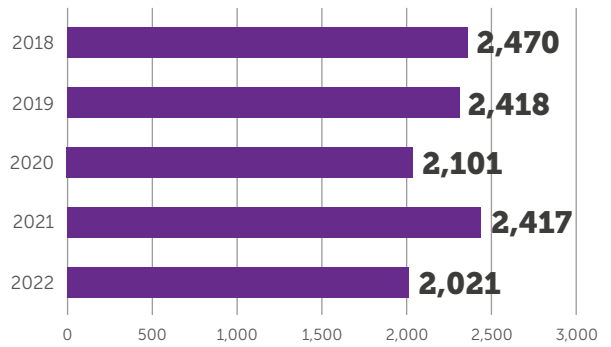
Generation Distribution



Low Carbon Generation



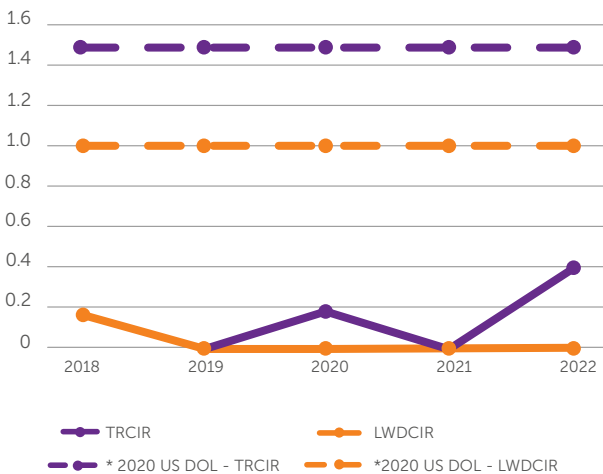
Electricity Generated (GWh)



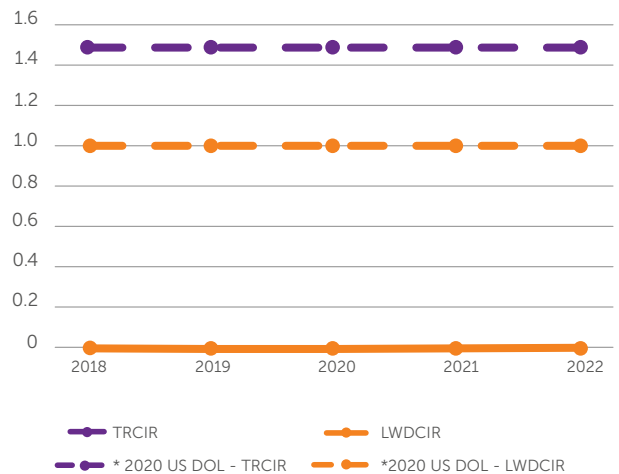
Note: Reduction of electricity generated in 2022 due to separation of Aguaytia (Termoselva) from the portfolio.

1. Safety Performance

Distribution Safety Performance Employee and Contractors

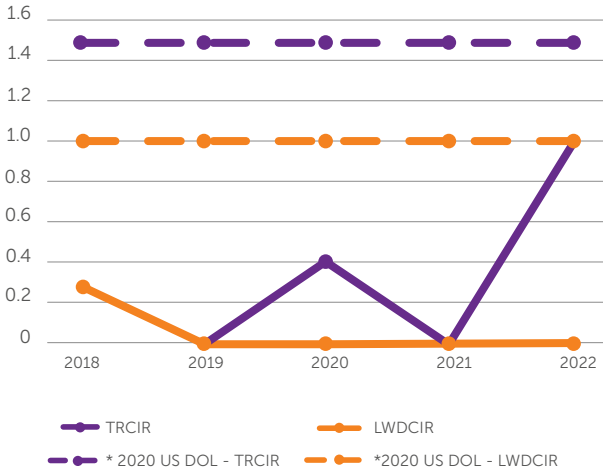


Safety Performance Employees

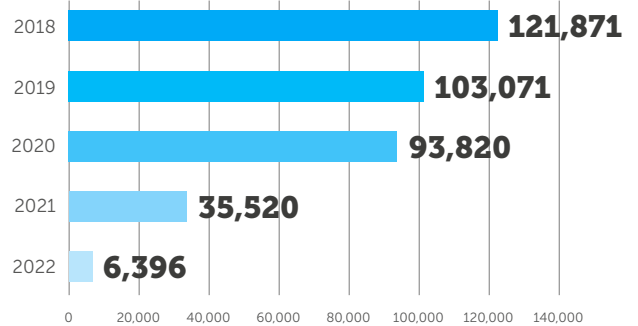


2. Environmental Stewardship

Safety Performance Contractors

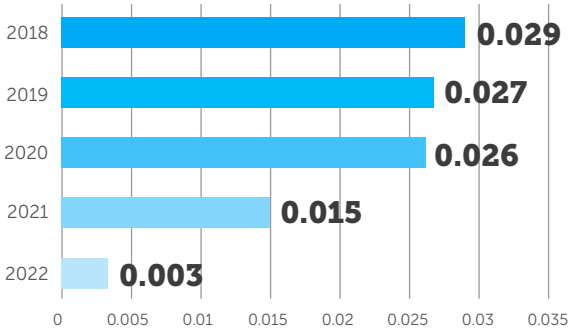


Water Consumption (m³)

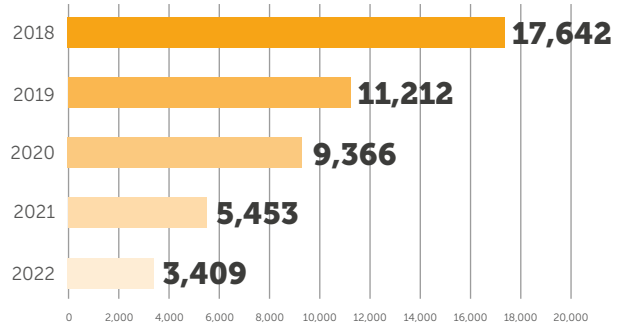


Note: Reduction in water consumption due to separation of Aguaytia (Termoselva) and Aguaytia Energy Gas Operations from this portfolio.

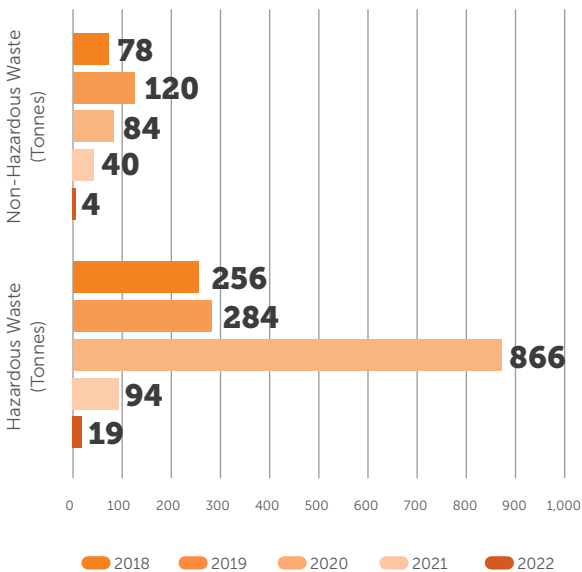
Water Intensity (m³/MWh)



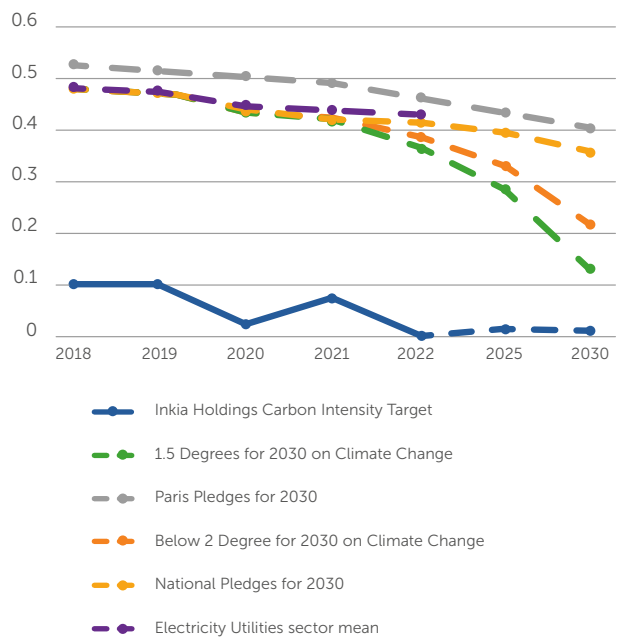
Internal Energy Consumption (MWh)



Industrial Solid Waste (Tonnes)

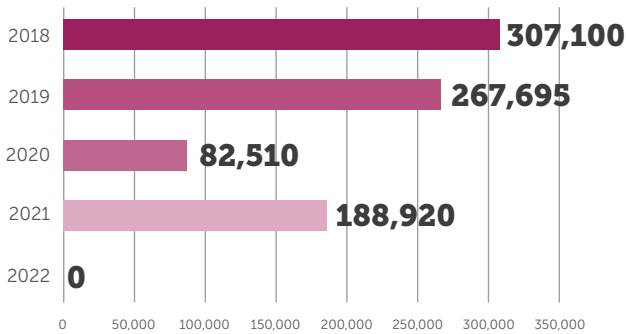


Carbon Intensity Reduction Pathway (Tonnes CO₂e/MWh)



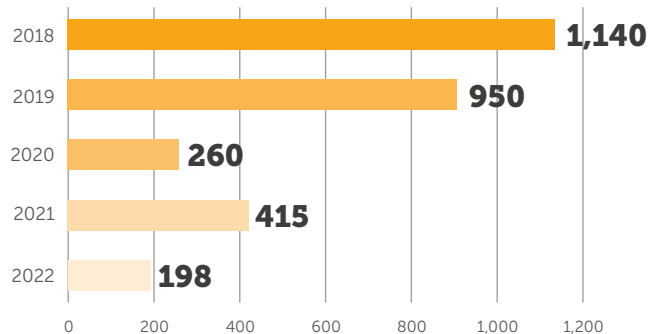
Note: Increase of hazardous waste in 2020 due to clean up of several attempts of theft in our natural gas liquids pipeline resulting in product release.

Scope 1 CO₂ Emissions* (Tonnes CO₂e)



*Note: Scope 1 CO₂ emissions (generation + gas operations)
Reduction of CO₂ emissions in 2022 due to separation of Aguatia (Termoselva) and Aguaytia Energy Gas Operations from this portfolio.

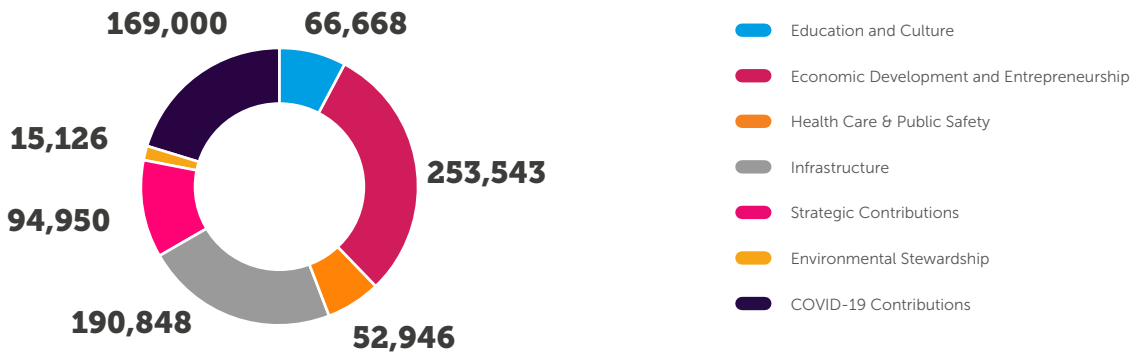
Scope 2 CO₂ Emissions from Purchased Electricity for Own Use (Tonnes CO₂e)



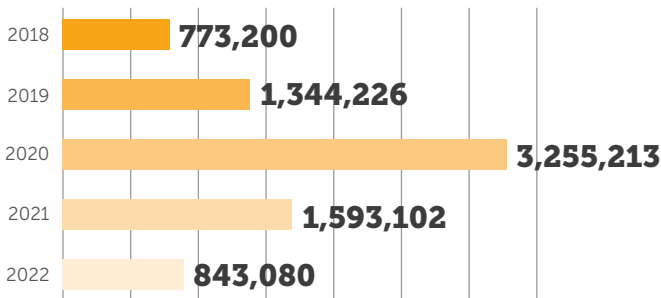
Note: Reduction of Scope 2 CO₂ emissions due to separation of Aguatia (Termoselva) and Aguaytia Energy Gas Operations from this portfolio.

3. Social Responsibility and Community Engagement

Social Investment by Category (US\$)

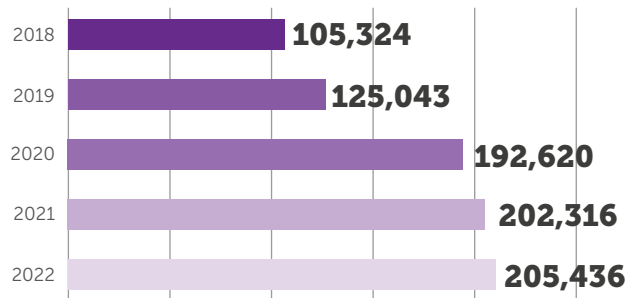


Social Investment (US\$)



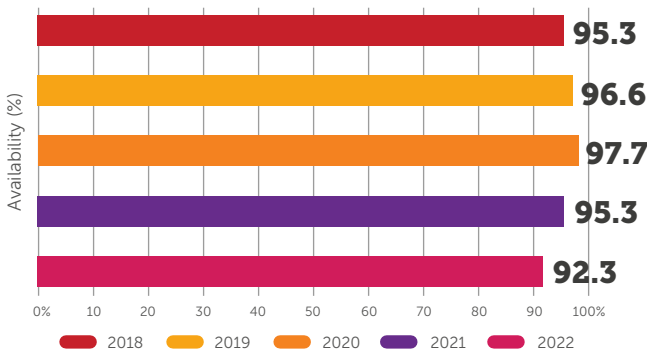
Note: Increase on social investment in 2020 due to support to vulnerable communities during COVID-19 Pandemic and construction of a technical institute in Pucallpa as part of local projects with tax payments program. Reduction in 2022 due to separation of Aguaytia (Termoselva) and Aguaytia Gas Operations from this portfolio.

Number of Individuals Benefited (#)

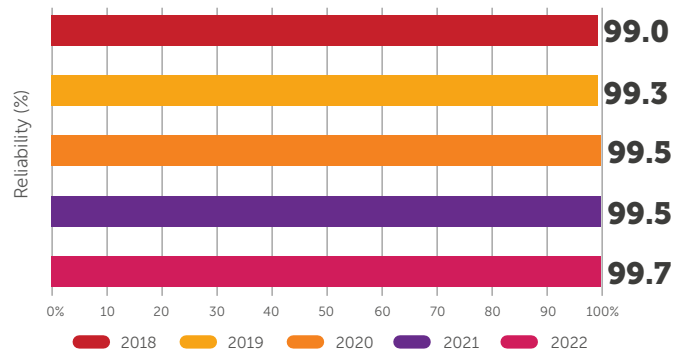


4. Operational Excellence

Operational Performance (%)

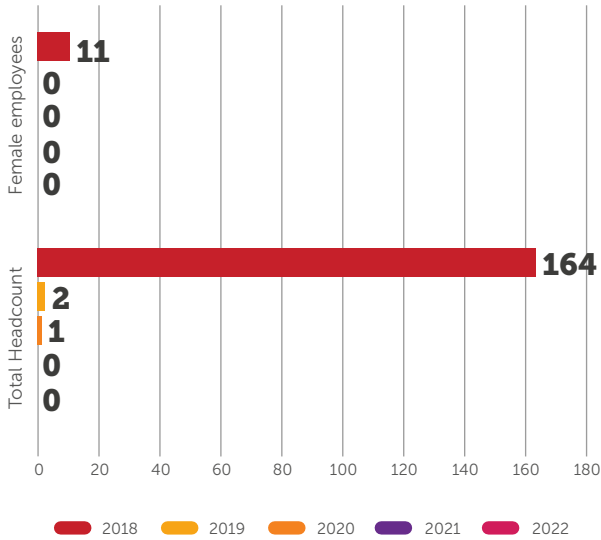


Operational Performance (%)



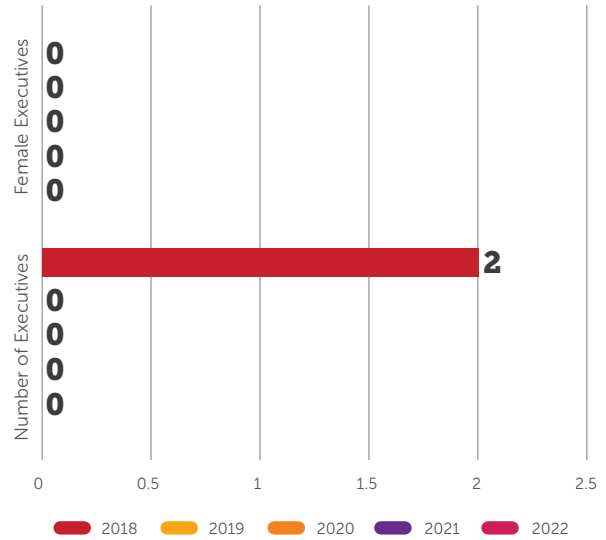
5. Workforce

Workforce (#)*



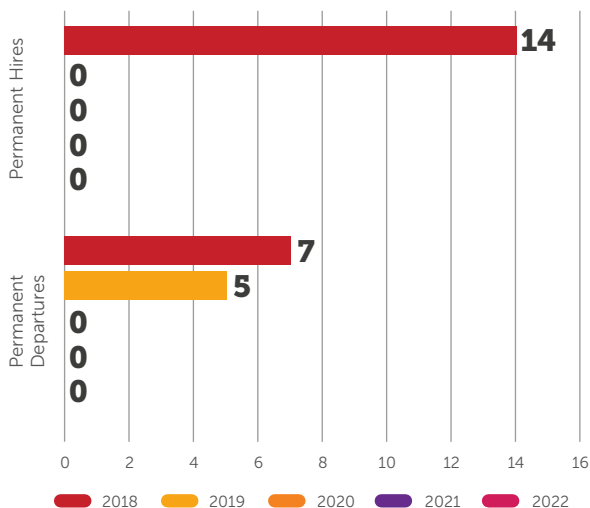
Note*: Orazul Peru employees work under Kallpa since 2019.

Executives (#)*



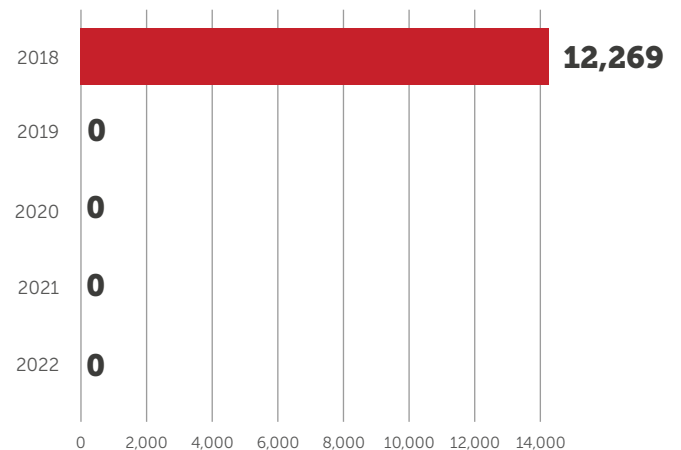
Note*: Orazul Peru employees work under Kallpa since 2019.

Hires and Departures(#)*



Note*: Orazul Peru employees work under Kallpa since 2019.

Training Hours (#)*



Note*: Orazul Peru employees work under Kallpa since 2019.

Inkia Energy Peru KPIs

#GRI	# OF PAGE IN THE REPORT	DESCRIPTION
GRI 102-1	https://kallpageneracion.com.pe/en/nosotros/	Name of the organization
GRI 102-2	https://kallpageneracion.com.pe/en/negocios/	Activities, brands, products and services
GRI 102-3	https://kallpageneracion.com.pe/en/contacto/	Headquarters Location
GRI 102-4	https://kallpageneracion.com.pe/en/negocios/nuestro-portafolio/	Location of operations
GRI 102-5	https://inkiaenergy.com/en/bonholders/	Ownership and legal form
GRI 102-6	https://kallpageneracion.com.pe/en/negocios/nuestro-portafolio/	Markets and services
GRI 102-7	https://kallpageneracion.com.pe/en/negocios/	Organization size
GRI 102-8		Information about employees and other workers
GRI 102-9	https://inkiaenergy.com/en/gobierno-corporativo/codigo-de-conducta/	Supply chain
GRI 102-10	-	Significant changes in the organization and its supply chain
GRI 102-11	https://kallpageneracion.com.pe/en/sostenibilidad/gestion-ambiental/	Precautionary principle or approach
GRI 102-12	https://kallpageneracion.com.pe/en/publicaciones/#nota	External Initiatives
GRI 102-13	-	Association membership
GRI 102-14	Page 3	Statement of senior executives responsible for decision making (including sustainability in the company)
GRI 102-15	Page 5	Main impacts, risks and opportunities
GRI 102-16	https://kallpageneracion.com.pe/en/nosotros/proposito-aspiracion-y-principios/	Values, principles, standards and norms of conduct
GRI 102-17	https://secure.ethicspoint.eu/domain/media/en/gui/104831/index.html	Mechanisms for advice and ethical concerns
GRI 102-18	https://kallpageneracion.com.pe/en/nosotros/equipo-directivo/	Governance Structure
GRI 102-19		Delegation of authority
GRI 102-20	https://inkiaenergy.com/en/sostenibilidad/	Executive-level responsibility for economic, environmental and social issues
GRI 102-21	Page 17	Consult stakeholders on economic, environmental and social issues.
GRI 102-22	https://inkiaenergy.com/en/nosotros/grupo-economico/	Composition of the highest governance body and its committees
GRI 102-23	https://inkiaenergy.com/en/nosotros/grupo-economico/	President of the highest government body
GRI 102-24	-	Nomination and selection of the highest governing body
GRI 102-25	https://inkiaenergy.com/en/cumplimiento/	Conflict of interests
GRI 102-26	https://inkiaenergy.com/en/nosotros/grupo-economico/	Role of the highest governance body in the selection of objectives, values and strategy
GRI 102-27	-	Collective knowledge of the highest government bodies
GRI 102-28	-	Evaluation of the performance of the highest government body
GRI 102-29	Page 5	Identification and management of economic, environmental and social impacts
GRI 102-30		Effectiveness of risk management processes




#GRI	# OF PAGE IN THE REPORT	DESCRIPTION
GRI 102-31	-	Evaluation of economic, environmental and social issues
GRI 102-32	https://inkiaenergy.com/en/sostenibilidad/	Role of the highest governance body in the preparation of sustainability reports
GRI 102-33	https://secure.ethicspoint.eu/domain/media/en/gui/104831/index.html	Communication of critical concerns
GRI 102-34	-	Nature and total number of critical concerns
GRI 102-35	Page 24	Remuneration policies
GRI 102-36		Process to determine remuneration
GRI 102-37		Involvement of interest groups in remuneration
GRI 102-38		Ratio de compensación total anual
GRI 102-39		Annual Total Compensation Percentage Increase Ratio
GRI 102-40		List of interest groups
GRI 102-41		Collective bargaining agreements
GRI 102-42		Identification and selection of interest groups
GRI 102-43	Page 17	Approach to stakeholder engagement
GRI 102-44		Key issues and concerns raised
GRI 102-45	-	Entities included in the consolidated financial statements
GRI 102-46		Definition of the contents of the reports and the coverage of the topic
GRI 102-47	Page 2	List of material topics that have been prioritized in the report
GRI 102-48	-	Restatement of information
GRI 102-49	-	Reporting Changes
GRI 102-50	January 2022 - December 2022	Reporting period
GRI 102-51	2021	Date of last report
GRI 102-52	Annual	Reporting Cycle
GRI 102-53	https://kallpageneracion.com.pe/en/contacto/	Contact point for questions about the report
GRI 102-54	-	Declaración de elaboración del informe de conformidad con los estándares GRI
GRI 102-55	Page 38	GRI content indices
GRI 102-56	Only financial statements	External Verification
GRI 103-1	-	Explanation of the material topic and its coverage
GRI 103-2	Page 5	The management approach and its components
GRI 103-3		Evaluation of the management approach
GRI 201-1	-	Description of the economic value generated and distributed (VEGD)
GRI 201-2		Financial implications, opportunities derived from climate change and other risks
GRI 201-3	-	Obligations of the defined benefit plan and other retirement plans
GRI 201-4	-	Financial assistance received from the government
GRI 202-1		Ratio of the standard entry level salary by gender against the local minimum wage
GRI 202-2	-	Proportion of senior executives hired from the local community
GRI 203-1		Investments in infrastructures and services supported
GRI 203-2		Significant indirect economic impacts
GRI 204-1		Proportion of spending on local suppliers






#GRI	# OF PAGE IN THE REPORT	DESCRIPTION
GRI 205-1	Page 8 - 9	Description of operations assessed for risks related to corruption
GRI 205-2	https://inkiaenergy.com/wp-content/uploads/2022/06/P-02-Anti-Corruption-and-Anti-Bribery-Policy-ENG.pdf	Communication, training on anti-corruption policies and procedures
GRI 205-3	-	Confirmed cases of corruption and measures taken
GRI 206-1	-	Legal actions related to unfair competition, monopolistic practices and against free competition
GRI 207-1	-	Tax approach
GRI 207-2	-	Fiscal governance, control and risk management
GRI 207-3	-	Participation of interest groups and management of tax concerns
GRI 207-4		Country-by-country presentation (Description of all tax jurisdictions: consolidated and audited financial statements or financial information filed with registries public are resident for tax purposes.
GRI 301-1	-	Materials used by weight or volume
GRI 301-2		Recycled inputs
GRI 301-3		Reused products and packaging materials
GRI 302-1	Page 15	Energy consumption within the organization
GRI 302-2	-	Energy consumption outside the organization
GRI 302-3	Page 15	Energy intensity
GRI 302-4		Reduction of energy consumption
GRI 302-5		Reduction of the energy requirements of products and services
GRI 303-1		Interaction with water as a shared resource
GRI 303-2		Management of impacts related to water spills
GRI 303-3		Water extraction
GRI 303-4		Water discharges
GRI 303-5	Page 14	Water consumption
GRI 304-1	-	Description of the operations center on property and its location within or next to protected areas
GRI 304-2		Significant impacts of the activities carried out
GRI 304-3		Habitats protected or restored
GRI 304-4	-	Species affected in the areas of operations
GRI 305-1	Page 16	Direct GHG emissions (scope 1)
GRI 305-2	Page 16	Indirect GHG emissions when generating energy (scope 2)
GRI 305-3		Other indirect GHG emissions (scope 3)
GRI 305-4	Page 16	GHG emissions intensity
GRI 305-5		Reduction of GHG emissions
GRI 305-6	-	Emissions of substances that deplete the ozone layer
GRI 305-7		Nitrogen oxides (NOX), sulfur oxides (SOX) and other significant air emissions
GRI 306-1		Total volume of water discharged by destination and quality
GRI 306-2	Page 15	Waste by type and disposal method (hazardous and non-hazardous waste)


#GRI	# OF PAGE IN THE REPORT	DESCRIPTION
GRI 306-3		Total volume of spillage of hazardous substances
GRI 306-4		Transport of hazardous waste (transport volume)
GRI 306-5		Waste destined for elimination in tons
GRI 307-1		Non-compliance with environmental legislation and regulations
GRI 308-1	Page 11	New suppliers that have passed selection filters in accordance with environmental criteria
GRI 308-2		Negative environmental impacts in the supply chain and measures taken
GRI 401-1	Page 25	New staff hire and staff turnover
GRI 401-2		Presentations for full-time employees that are not given to part-time or temporary employees
GRI 401-3		Parental leave
GRI 402-1	-	Minimum notice periods for operational changes
GRI 403-1	Page 12	Occupational health and safety management system
GRI 403-2	Page 13	Hazard identification, risk assessment and accident investigation
GRI 403-3	Page 12	Occupational health services
GRI 403-4	Page 12	Worker participation, consultation and communication on health and safety at work
GRI 403-5	Page 12	Training of workers on health and safety at work
GRI 403-6		Promotion of workers' health
GRI 403-7		Prevention and mitigation of impacts on the health and safety of workers directly linked through business relationships
GRI 403-8	Page 12	Workers covered by an occupational health and safety system
GRI 403-9	Page 13	Lesiones por accidente laboral
GRI 403-10		Occupational illnesses and diseases
GRI 404-1		Average hours of training per year per employee
GRI 404-2		Employee Skills Upgrading Program and Transition Assistance Programs
GRI 404-3		Percentage of employees receiving regular performance and career development reviews
GRI 405-1		Diversity in governing bodies and employees
GRI 405-2		Ratio of base salary and remuneration of women compared to men
GRI 406-1		Cases of discrimination and corrective actions taken
GRI 407-1		Operations and suppliers whose right to freedom of association and collective bargaining could be at risk
GRI 408-1		Operations and suppliers with significant risk of cases of child labor
GRI 409-1		Operations and suppliers with significant risk of cases of forced labor
GRI 410-1		Security personnel trained in human rights policies or procedures
GRI 411-1		Incidents and violations of indigenous rights







#GRI	# OF PAGE IN THE REPORT	DESCRIPTION
GRI 412-1	Page 8	Operations subject to reviews or impact assessments on human rights
GRI 412-2	Page 10	Employee training on human rights policies or procedures
GRI 412-3	Page 11	Significant investment agreements and contracts with human rights clauses or subject to human rights assessment
GRI 413-1		Operations with local community participation, impact assessments and development programs
GRI 413-2		Operations with significant negative impacts – actual or potential – on local communities
GRI 414-1		New suppliers that have passed selection filters according to social criteria
GRI 414-2		Negative social impacts in the supply chain and measures taken
GRI 415-1		Contribution to political parties and/or political representatives
GRI 416-1		Assessment of the health and safety impacts of product or service categories
GRI 416-2		Cases of non-compliance related to the impacts on health and safety of the categories of products and services
GRI 417-1	-	Requirements for information and labeling of products and services
GRI 417-2		Cases of non-compliance related to the information and labeling of products and services
GRI 417-3		Cases of non-compliance related to marketing communications
GRI 418-1		Claims based on violations of customer privacy and loss of customer data
GRI 419-1		Non-compliance with laws and regulations in the social and economic spheres

Kallpa SASB Sustainability Accounting Metrics



Dimension	General Issue Category	Accounting Metric	Response				United Nations (UN) Sustainable Development Goals (SDGs)
			2019	2020	2021	2022	
Environment	GHG Emissions	Scope 1 emissions	See the environmental section and appendixes of our Sustainability Report in the following link: https://inkiaenergy.com/wp-content/uploads/2023/06/2022-Sustainability-Report-1.pdf				 
		Percentage covered under emissions-reporting regulations	Inkia Energy reports 100% of its scope 1 emissions, as it is regulated in all countries where it operates.				
		Discussion of emissions reduction strategies	See the environmental section of our Sustainability Report in the following link: https://inkiaenergy.com/en/sostenibilidad/reportes-2/				
	Air Quality	NOx and SOx Emissions					
		Kallpa Generación S.A.	NOx: 873 metric tonnes SO2: 0 metric tonnes	NOx: 775 metric tonnes SO2: 0 metric tonnes	NOx: 1038 metric tonnes SO2: 0 metric tonnes	NOx: 1091 metric tonnes SO2: 0 metric tonnes	
		Orazul Energy Peru S.A	NOx: 194 metric tonnes SO2: 0 metric tonnes	NOx: 45 metric tonnes SO2: 0 metric tonnes	NOx: 131 metric tonnes SO2: 0 metric tonnes	NOx: 183 metric tonnes SO2: 0 metric tonnes	
		Samay (Puerto Bravo)	NOx: 2.2 metric tonnes SO2: 5.1 metric tonnes	NOx: 5.1 metric tonnes SO2: 12 metric tonnes	NOx: 2.2 metric tonnes SO2: 5.2 metric tonnes	NOx: 33 metric tonnes SO2: 76 metric tonnes	
		Particulate Matter (PM10) Emissions					
		Kallpa Generación S.A.	PM10: 96 metric tonnes	PM10: 84 metric tonnes	PM10: 115 metric tonnes	PM10: 135 metric tonnes	
		Orazul Energy Peru S.A	PM10: 11 metric tonnes	PM10: 2.5 metric tonnes	PM10: 7.4 metric tonnes	PM10: 10 metric tonnes	
Samay (Puerto Bravo)	PM10: 0.12 metric tonnes	PM10: 0.28 metric tonnes	PM10: 0.12 metric tonnes	PM10: 1.8 metric tonnes			

Dimension	General Issue Category	Accounting Metric	Response				United Nations (UN) Sustainable Development Goals (SDGs)
			2019	2020	2021	2022	
Environment	Air Quality	Mercury (Hg) Emissions					
		Kallpa Generación S.A.	Hg: 0.00079 metric tonnes	Hg: 0.00069 metric tonnes	Hg: 0.00094 metric tonnes	Hg: 0.0011 metric tonnes	
		Orazul Energy Peru S.A	Hg: 0.000090 metric tonnes	Hg: 0.000021 metric tonnes	Hg: 0.000061 metric tonnes	Hg: 0.000085 metric tonnes	
		Samay (Puerto Bravo)	Hg: 0.000043 metric tonnes	Hg: 0.00010 metric tonnes	Hg: 0.000043 metric tonnes	Hg: 0.00063 metric tonnes	
	Water & Wastewater Management	SF6 Emissions					 
		Kallpa Generación S.A.	SF6: 0.0052 metric tonnes	SF6: 0 metric tonnes	SF6: 0.0208 metric tonnes	SF6: 0.070 metric tonnes	
		Orazul Energy Peru S.A	SF6: 0 metric tonnes	SF6: 0 metric tonnes	SF6: 0 metric tonnes	SF6: 0 metric tonnes	
		Samay (Puerto Bravo)	SF6: 0 metric tonnes	SF6: 0 metric tonnes	SF6: 0 metric tonnes	SF6: 0 metric tonnes	
	Water & Wastewater Management	Water consumed and percentage from water-stressed areas					 
		Kallpa Generación S.A.	Water consumed: 0.16 million cubic meters Percent from water-stressed areas: 0%	Water consumed: 0.096 million cubic meters Percent from water-stressed areas: 0%	Water consumed: 0.060 million cubic meters Percent from water-stressed areas: 0%	Water consumed: 0.092 million cubic meters Percent from water-stressed areas: 68%	
Orazul Energy Peru S.A		Water consumed: 0.10 million cubic meters Percent from water-stressed areas: 19%	Water consumed: 0.094 million cubic meters Percent from water-stressed areas: 19%	Water consumed: 0.036 million cubic meters Percent from water-stressed areas: 19%	Water consumed: 0.0064 million cubic meters Percent from water-stressed areas: 30%		
Samay (Puerto Bravo)		Water consumed: 0.045 million cubic meters Percent from water-stressed areas: 0%	Water consumed: 0.0020 million cubic meters Percent from water-stressed areas: 0%	Water consumed: 0.00045 million cubic meters Percent from water-stressed areas: 0%	Water consumed: 0.0096 million cubic meters Percent from water-stressed areas: 100%		

Dimension	General Issue Category	Accounting Metric	Response				United Nations (UN) Sustainable Development Goals (SDGs)
			2019	2020	2021	2022	
Environment	Water & Wastewater Management	Number of incidents of noncompliance associated with water quantity and/or quality permits, standards and regulations					
		Kallpa Generación S.A.	0	0	0	0	
		Orazul Energy Peru S.A	0	0	0	0	
		Samay (Puerto Bravo)	0	0	0	0	
		Description of water management risks and discussion of strategies and practices to mitigate those risks	See the environmental section of our Sustainability Report in the following link: https://inkiaenergy.com/en/sostenibilidad/reportes-2/				
	Waste & Hazardous Materials Management	Amount of coal combustion residuals (CCR) generated, percentage recycled	Inkia Energy does not own nor operate coal power plants.				
Total number of coal combustion residual (CCR) impoundments, broken down by hazard potential classification and structural integrity assessment		Inkia Energy does not own nor operate CCR impoundments.					

Dimension	General Issue Category	Accounting Metric	Response				United Nations (UN) Sustainable Development Goals (SDGs)
			2019	2020	2021	2022	
Social Capital	Access and Affordability	Average retail electric rate for (1) residential, (2) commercial, and (3) industrial customers	NA				
		Typical monthly electric bill for residential customers for (1) 500 kWh and (2) 1,000 kWh of electricity delivered per month	NA				
		Number of residential customer electric disconnections for nonpayment, percentage reconnected within 30 days	NA				
		Discussion of impact of external factors on customer affordability of electricity, including the economic conditions of the service territory	NA				
Human Capital	Employee Health and Safety	Occupational safety statistics	See the safety performance section and appendixes of our Sustainability Report in the following link: https://inkiaenergy.com/en/sostenibilidad/reportes-2/				 
Business Model and Innovation	Business Model Resilience	Customer electricity savings from efficiency measures, by market.	See Business section in the following link: https://kallpageneracion.com.pe/en/negocios/				 
Leadership and Governance	Systemic Risk Management	Number of incidents of noncompliance with physical and/or cybersecurity standards or regulations.	No incidents of noncompliance with physical and/or cybersecurity standards or regulations reporte.				
		(1) System Average Interruption Duration Index (SAIDI), (2) System Average Interruption Frequency Index (SAIFI), and (3) Customer Average Interruption Duration Index (CAIDI), inclusive of major event days.	NA				

Kallpa SASB Sustainability Activity Metrics

Activity Metric	Unit of Measure	Response				United Nations (UN) Sustainable Development Goals (SDGs)
		2019	2020	2021	2022	
Total electricity delivered customers	Megawatt hours (MWh)	10,302,472	9,401,363	11,561,565	12,561,514	
Length of transmission and distribution lines	Kilometers (km)	Transmission: 754 Distribution: 0	Transmission: 754 Distribution: 0	Transmission: 0 Distribution: 0	Transmission: 0 Distribution: 0	
Total electricity generated, percentage by major energy source, percentage in regulated markets	Megawatt hours (MWh), Percentage (%)	10,389,730 MWh coal: 0% natural gas: 50.2% nuclear: 0% petroleum: 0.034% hydropower: 49.8% solar: 0% wind: 0%	9,476,628 MWh coal: 0% natural gas: 46.3% nuclear: 0% petroleum: 0.082% hydropower: 53.6% solar: 0% wind: 0%	11,665,915 MWh coal: 0% natural gas: 54.2% nuclear: 0% petroleum: 0.029% hydropower: 45.8% solar: 0% wind: 0%	12,685,016 MWh coal: 0% natural gas: 61.5% nuclear: 0% petroleum: 0.42% hydropower: 38.1% solar: 0% wind: 0%"	



kallpa